

User's Manual
Manuel Utilisateur
Manual del usuario

Módulo del sintonizador de DTV/IPTV SB-11TM



English



Français



Español



License

Índice

Información importante	Español-2
Declaración	Español-2
Contenido	Español-2
Precauciones de seguridad y mantenimiento	Español-4
Instalación	Español-5
Nombres de las piezas	Español-6
Conexiones	Español-7
Funcionamiento básico	Español-8
Controles OSD (visualización en pantalla)	Español-9
Búsqueda de canales	Español-9
Búsqueda automática	Español-9
Búsqueda manual	Español-9
Comprobación de la señal de DTV	Español-10
Configuración de red	Español-10
Configuración de programa IP	Español-10
Modificación de canales	Español-11
Idioma del menú	Español-11
Resolución de salida	Español-11
Zona horaria	Español-11
Control parental	Español-12
Opciones de los subtítulos	Español-12
Bloqueo de canales	Español-12
Configuración de contraseña	Español-13
Sonido	Español-13
Copia de configuración	Español-13
OSD de información	Español-14
Información del sistema	Español-14
Actualización del software	Español-14
Restablecimiento	Español-14
Control del módulo vía control LAN	Español-15
Solución de problemas	Español-16
Métodos para inicializar la resolución de salida	Español-17
Especificaciones	Español-18
Garantía limitada	Español-19
Licencias de software GPL/LGPL utilizadas por el producto	Español-20

Información importante

Consulte "Precauciones de seguridad, mantenimiento y uso recomendado" del monitor LCD en el manual del usuario para ver las notas sobre el manejo.

Declaración

Información de la FCC

Este equipo ha sido probado y cumple con los límites para un dispositivo digital de Clase B, de conformidad con el apartado 15 de la Normativa de la FCC. Estos límites están diseñados para proporcionar una protección razonable contra las interferencias perjudiciales en una instalación residencial. Este equipo genera, utiliza y puede irradiar energía de radiofrecuencia y, si no se instala y utiliza de acuerdo con las instrucciones, podría generar interferencias que afecten a la comunicación por radio. Sin embargo, no hay garantía de que no se produzcan interferencias en una instalación en particular. Si este equipo causa interferencias perjudiciales en la recepción de radio o televisión, lo cual puede determinarse apagándolo y encendiéndolo, se recomienda al usuario que intente corregir la interferencia mediante una o más de las medidas siguientes:

- Reoriente o reubique la antena de recepción.
- Aumente la separación entre el equipo y el receptor.
- Conecte el equipo a una toma de corriente en un circuito diferente de aquel al que esté conectado el receptor.
- Pida ayuda a su distribuidor o a un técnico de radio y televisión cualificado.

Si es necesario, el usuario debe ponerse en contacto con el distribuidor o un técnico experto de radio/televisión para otras consultas.

El siguiente folleto, publicado por la Comisión Federal de Comunicaciones (FCC), puede ser de utilidad para el usuario: "How to Identify and Resolve Radio-TV Interference Problems." ("Cómo identificar y resolver problemas de interferencias de radio y televisión"). Este folleto está disponible en la U.S. Government Printing Office (Oficina de imprenta del gobierno de EE. UU.), Washington, D.C., 20402, n.º de stock 004-000-00345-4.



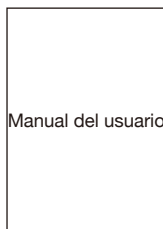
Fabricado con la autorización de Dolby Laboratories.

Dolby, Dolby Audio y el símbolo de doble D son marcas comerciales de Dolby Laboratories.

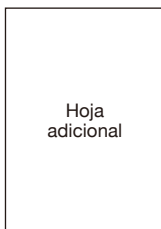
Contenido



SB-11TM



Manual del usuario



Hoja adicional

[Aviso] Acerca de la licencia MPEG-4 AVC que se incluye en este producto

THIS PRODUCT IS LICENSED UNDER THE AVC PATENT PORTFOLIO LICENSE FOR THE PERSONAL USE OF A CONSUMER OR OTHER USES IN WHICH IT DOES NOT RECEIVE REMUNERATION TO (i) ENCODE VIDEO IN COMPLIANCE WITH THE AVC STANDARD ("AVC VIDEO") AND/OR (ii) DECODE AVC VIDEO THAT WAS ENCODED BY A CONSUMER ENGAGED IN A PERSONAL ACTIVITY AND/OR WAS OBTAINED FROM A VIDEO PROVIDER LICENSED TO PROVIDE AVC VIDEO. NO LICENSE IS GRANTED OR SHALL BE IMPLIED FOR ANY OTHER USE. ADDITIONAL INFORMATION MAY BE OBTAINED FROM MPEG LA, L.L.C. SEE [HTTP://WWW.MPEGLA.COM](http://www.mpegla.com)

Precauciones de seguridad y mantenimiento

Para garantizar el rendimiento óptimo del producto, tenga en cuenta las siguientes instrucciones al configurar y utilizar este producto.

Observe las precauciones indicadas en el manual del usuario de la pantalla que vaya a conectarse a este producto.

Para garantizar un uso seguro y adecuado de este producto, en este manual se utilizan algunos pictogramas en función de la gravedad que entrañaría un resultado importante a causa de un mal uso.

Los pictogramas y su significado se describen a continuación. Asegúrese de comprenderlos bien antes de empezar a utilizar este producto.



ADVERTENCIA

Si no presta atención a este pictograma y si maneja el producto incorrectamente, podría tener accidentes mortales o de gran gravedad.



ADVERTENCIA

- **Si se produce algún fallo, desenchufe inmediatamente la pantalla de la toma de corriente.**

De lo contrario, podría producirse un incendio o una descarga eléctrica. Desenchufe inmediatamente el equipo de la toma de corriente. A continuación, póngase en contacto con su distribuidor para realizar las reparaciones necesarias.

- **No lo utilice si se ha producido un fallo (p.ej., la pantalla no aparece, etc.) o cuando haya humo u olores extraños**

Si lo hace, podría producirse un incendio o una descarga eléctrica.

- **No coloque objetos extraños dentro del producto**

No coloque objetos extraños dentro del equipo cuando monte la pantalla o el proyector en este producto. Si lo hace, podría producirse un incendio o una descarga eléctrica.

- **No desmonte ni modifique el producto**

Si lo hace, podrían producirse lesiones, un incendio o una descarga eléctrica.

- **No toque el cable de alimentación en caso de tormenta eléctrica**

No toque el cable de alimentación de la pantalla en caso de tormenta eléctrica. Si lo hace, podría producirse una descarga eléctrica.

- **No sustituya este producto con el cable de alimentación conectado a la toma de corriente**

No sustituya este producto con el cable de alimentación de la pantalla conectado a la toma de corriente. Si lo hace, podría producirse un fallo.

- **No utilice este producto en lugares donde pueda mojarse**

Si entra agua en este producto o en la pantalla, desconecte inmediatamente la alimentación y pida ayuda a su distribuidor después de haber desenchufado el cable de la toma de corriente. De lo contrario, podría producirse un fallo, un incendio o una descarga eléctrica.

Instalación

Instale este producto en una pantalla. Consulte el manual de la pantalla durante este proceso.

Póngase en contacto con su distribuidor acerca de los modelos de pantalla compatibles.

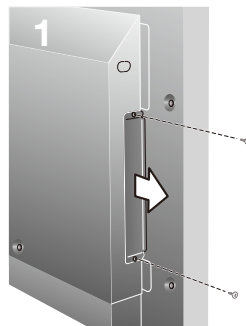
NOTA: Este producto no es compatible con entornos de instalación que requieran un adaptador SB-02AM.

AVISO:

- Cuando retire e instale este producto, desconecte el cable de alimentación de la pantalla de la toma de corriente.
- No inserte objetos extraños en la pantalla al instalar este producto. No deje caer el producto o la cubierta de la ranura de expansión.

1. Retire los dos tornillos de la ranura de expansión (tipo 2) y extraiga la cubierta de la ranura.
2. Instale este producto en la pantalla.

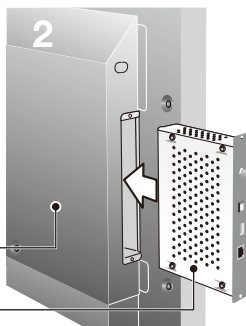
NOTA: Cuando instale este producto, asegúrese de que la parte superior del accesorio mira la parte posterior de la pantalla (vea la figura 2). El producto podría dañarse si se inserta con una orientación incorrecta.



3. Fije el producto con los tornillos de la ranura de expansión (par: de 49,0 N cm a 68,6 N cm). Asegure el asa de la pantalla con tornillos si ha tenido que retirarla anteriormente. Consulte el manual del usuario de la pantalla para saber qué par debe utilizar para los tornillos del asa.

NOTA: No ajuste los tornillos del par especificado con demasiada fuerza. De lo contrario, podría dañar los agujeros de los tornillos.
Pulse el botón OPTION del mando a distancia de la pantalla para cambiar la entrada del producto.

Parte trasera de la pantalla
Parte superior de esta placa




4. Para retirar esta placa, extraiga los tornillos que fijan la placa a la estructura y, a continuación, retire la placa usando la pestaña.

NOTA: No toque la placa opcional justo después de haberla retirado. Podría tener una temperatura alta.

<<Importante>>

Para que se muestren imágenes después de encender el producto, hay que esperar alrededor de un minuto.

No utilice el mando a distancia y espere a que finalice la inicialización.

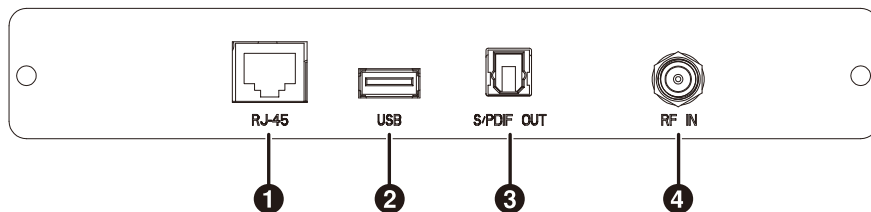


NOTA: Cuando use el producto, configure el ajuste OPTION POWER de la pantalla en APAG.

También compruebe el ajuste de AHORRO DE ENERGÍA (HABILITAR/DESHABILITAR o AJUSTE DE TIEMPO) de la pantalla. La pantalla podría entrar en espera automáticamente mientras se inicia el producto.

Para obtener información sobre las operaciones de la pantalla, consulte el manual de la pantalla.

Nombres de las piezas



1. Puerto Ethernet (RJ-45)

Puerto Ethernet para la entrada IPTV utilizada.

2. USB

Puerto USB 2.0 de tipo A para dispositivo flash USB.

Inserte un dispositivo flash USB cuando ejecute la función de copia de configuración.

3. S/PDIF OUT (óptica)

Salida de audio digital para la conexión con el sistema de audio digital externo.

4. RF IN (tipo F)

Entrada RF que conecta con su antena VHF/UHF o servicio de TV por cable.

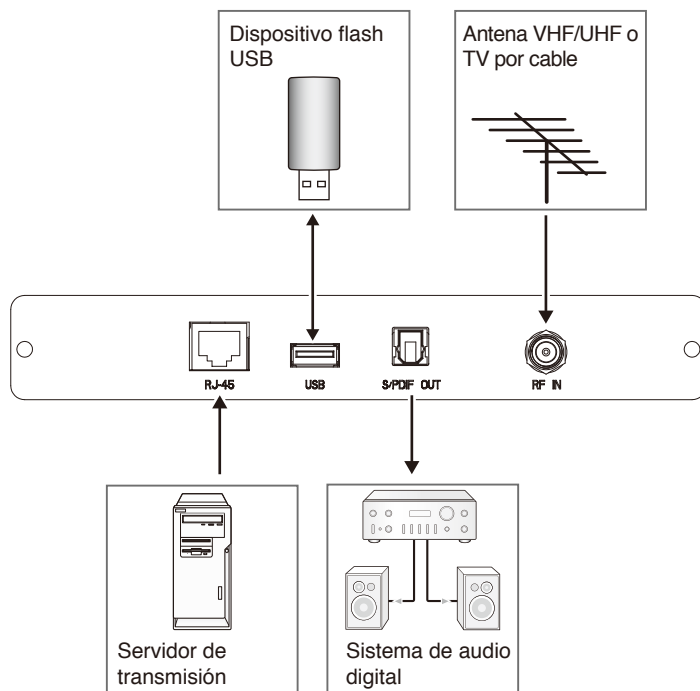
Conexiones

NOTA: No conecte o desconecte ningún cable cuando encienda la pantalla u otro equipo externo, ya que esto podría ocasionar la pérdida de la imagen de la pantalla.

Antes de realizar las conexiones:

- * En primer lugar, apague todos los dispositivos conectados y después realice las conexiones.
- * Consulte el manual del usuario que se incluye con cada pieza del equipo.

Diagrama de cableado



NOTA:

- Durante la recepción de IPTV, puede que haya veces en las que no se muestren imágenes correctamente, en función del entorno de red que utilice.
- Si utiliza Gigabit Ethernet, asegúrese de utilizar un cable de la categoría adecuada.

Funcionamiento básico

<<Importante>>

Para que se muestren imágenes después de encender el producto, hay que esperar alrededor de un minuto. No utilice el mando a distancia y espere a que finalice la inicialización.

Selección del sintonizador

Presione el botón OPTION del mando a distancia.

Acceso al menú OSD de TV

Cuando la señal de entrada de la pantalla sea "OPCIÓN", pulse el botón OPTION MENU para mostrar/ocultar el OSD de la TV.

NOTA: Si el mando a distancia inalámbrico de su pantalla no tiene el botón "OPTION MENU", pulse el botón "OPTION".

Mando a distancia inalámbrico

NOTA: Utilice el mando a distancia inalámbrico de la pantalla. Para obtener detalles sobre los procedimientos no incluidos a continuación o en caso de que su mando a distancia inalámbrico sea diferente del que se muestra en la imagen, consulte el manual del usuario de la pantalla.

1. Botón POWER

Permite alternar entre encendido y en espera.

2. Botón ASPECT

Permite elegir el aspecto de la pantalla entre [COMPLETA], [ANCHA], [ZOOM] y [NORMAL].

3. Botón OPTION

Configura la señal de entrada en "OPCIÓN".

4. Botón OPTION MENU

Cuando se ajusta el botón "OPCIÓN", muestra/oculta el menú OSD de la TV.

5. TECLADO

Permite presionar los botones para configurar y cambiar las contraseñas y los canales.

6. Botón ENT

Configura los canales.

7. Botón DISPLAY

Muestra/oculta la información sobre el canal actual.

8. Botón MENU

Enciende/apaga el menú OSD de la pantalla. Consulte el manual del usuario de su pantalla para obtener más información sobre el OSD de la pantalla.

9. Botón ARRIBA/ABAJO

Actúa como un botón ▲▼ para desplazarse hacia arriba y hacia abajo y seleccionar elementos del menú OSD.

10. Botón MENOS/MÁS (-/+)

Actúa como un botón ◀▶ para desplazarse hacia la izquierda y hacia la derecha y seleccionar elementos del menú OSD.

11. Botón EXIT

Para volver a la página anterior del menú OSD.

12. Botón SUBIR/BAJAR VOLUMEN

Sube o baja el volumen de la salida de audio.

13. Botón GUIDE

Muestra/oculta la guía electrónica de programas (EPG, por sus siglas en inglés).

14. Botón CH +/-

Permite desplazarse por los canales en orden ascendente o descendente.

15. Botón MUTE

Permite activar/desactivar el sonido.

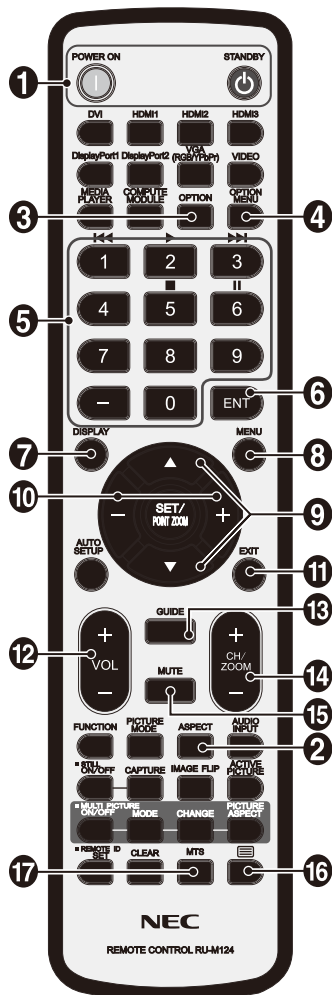
Cuando se activa el modo de silencio, la salida S/PDIF también se silencia.

16. Botón

Activa el subtítulo en el mismo idioma.

17. Botón MTS

Permite seleccionar el modo de sonido de televisión multilingüe.



Controles OSD (visualización en pantalla)

Búsqueda de canales

Al encender el equipo por primera vez, deberá realizar una búsqueda para grabar todos los canales disponibles desde la señal de entrada RF. Para iniciar este proceso, presione el botón MENÚ DE OPCIÓN para acceder al menú OSD de la TV.

NOTA: Los canales digitales se indican con “-” seguido de un número.

NOTA: Cuando la función de bloqueo de canales está activada, no se puede utilizar la búsqueda de canales. Si el bloqueo de canales está activado, desactívelo antes de continuar.

Búsqueda automática

Según la señal de entrada de RF, deberá buscar canales de antena o cable.

Búsqueda de canales de antena

1. En la página del menú “Sintonizador”, presione el botón ▲▼ para seleccionar “Búsqueda de canales” y después presione el botón AJUSTE. Aparecerán dos submenús.

- (1) Búsqueda automática (Auto Scan)
- (2) Búsqueda manual (Manual Scan)

2. Seleccione “Búsqueda automática” y presione el botón AJUSTE.
3. Seleccione “Canales de antena” y presione el botón AJUSTE.
4. Presione el botón AJUSTE para iniciar la búsqueda de canales.

NOTA: El proceso de búsqueda tarda algunos minutos en completarse; la barra de porcentaje indica el progreso.

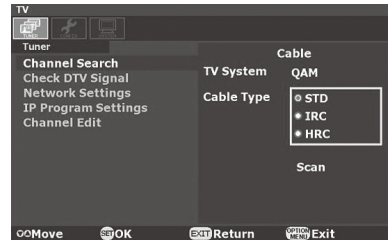
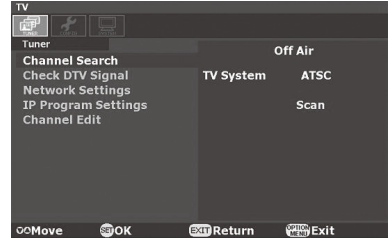
5. Cuando se haya completado la búsqueda, se mostrará el mensaje “Búsqueda finalizada”. Presione el botón MENÚ DE OPCIÓN o SALIR para salir de esta ventana. Presione los botones CH+ y CH- para verificar los canales encontrados y memorizados.

Búsqueda de canales de cable

1. Siga los pasos 1 y 2 anteriores para activar la función “Búsqueda automática” para las señales de cable.
2. Seleccione “Cable” y presione el botón AJUSTE.
3. Presione el botón ▲▼ y el botón AJUSTE para seleccionar el tipo de cable en “Tipo de cable”. Seleccione “STD”, “IRC” o “HRC” y después presione el botón AJUSTE.

NOTA: STD, IRC y HRC identifican diferentes tipos de sistemas de TV por cable. Contacte con su empresa de cable local para determinar el tipo de sistema de cable que existe en su zona.

4. Presione el botón ▲▼ para seleccionar “Buscar” y presione el botón AJUSTE para iniciar la búsqueda de canales.
5. Cuando se haya completado la búsqueda, se mostrará el mensaje “Búsqueda finalizada”. Presione el botón MENÚ DE OPCIÓN o SALIR para salir de esta ventana. Presione los botones CH+ y CH- para verificar los canales encontrados y memorizados.



Búsqueda manual

La búsqueda manual le permite añadir canales nuevos individuales a la memoria sin tener que realizar la búsqueda automática.

1. En la página del menú “Búsqueda de canales”, seleccione “Búsqueda manual” y presione el botón AJUSTE. Aparecerán dos submenús. Elija el mapa de canales que está utilizando y presione el botón AJUSTE.

- (1) Canales de antena

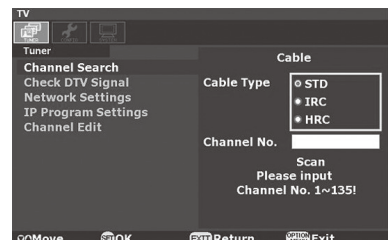
Para añadir canales de antena, introduzca el número del canal nuevo con el teclado numérico del mando a distancia. Presione el botón ▼ para seleccionar “Buscar” y después presione el botón AJUSTE para buscar y cargar el canal.

- (2) Cable

Cuando añada canales de cable, verifique el tipo de cable (“STD”, “IRC” o “HRC”) y luego introduzca el número del canal nuevo con el teclado numérico del mando a distancia. Presione el botón ▼ para seleccionar “Buscar” y después presione el botón AJUSTE para buscar y cargar el canal.

Los canales deseados aparecerán si se ha detectado correctamente.

2. Cuando haya acabado, presione el botón MENÚ DE OPCIÓN o SALIR para salir de esta ventana.



Comprobación de la señal de DTV

Esta función indica el estado para el C/N y el nivel de la señal de la TV digital.

1. En la página del menú "Sintonizador", presione el botón ▲▼ para seleccionar "Comprobar la señal de DTV" y presione el botón AJUSTE.
2. Se indicará el estado para el C/N y el nivel de la señal de la TV digital. [Buena/ Normal/ Débil: 0-100]

Configuración de red

DHCP

Este producto intentará establecer una conexión de red automáticamente por medio del protocolo DHCP al conectar el cable de una red activa. También puede intentar una conexión manual al seleccionar "IP estática" en "Configuración de red" de la página del menú "Sintonizador".

1. En "Configuración de red", presione el botón ▲▼ para seleccionar "DHCP" y después presione el botón AJUSTE.
2. Seleccione "S" y presione el botón AJUSTE para conectarse. (Para comprobar que la conexión se haya realizado correctamente, seleccione "Información del sistema" en la página del menú "Sistema" para verificar la presencia de una dirección IP.)

IP estática

Si lo desea, el producto puede configurarse manualmente para utilizar una dirección IP estática mediante las siguientes instrucciones. (Póngase en contacto con su administrador de red para obtener los valores correctos de cada parámetro antes de realizar los cambios.)

1. En "Configuración de red", presione el botón ▲▼ para seleccionar "IP estática" y después presione el botón AJUSTE.
2. Presione los botones numéricos del mando a distancia para introducir la dirección IP, la máscara de subred, la puerta de enlace y los parámetros DNS. Una vez que haya terminado, seleccione "Listo" y presione el botón AJUSTE para configurar la red manualmente.

(Para comprobar que la configuración se haya realizado correctamente, seleccione "Información del sistema" en la página del menú "Sistema" para verificar la presencia de una dirección IP.)

Configuración de programa IP

Esta función configura el número de canal para los programas del canal IP.

Añadir

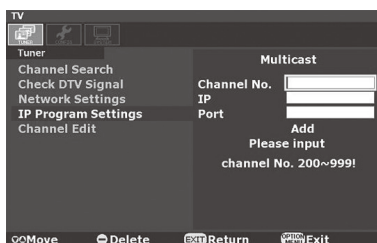
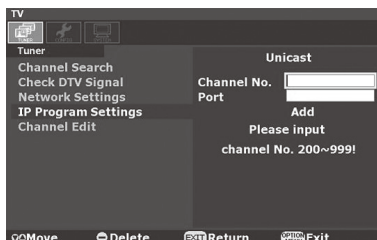
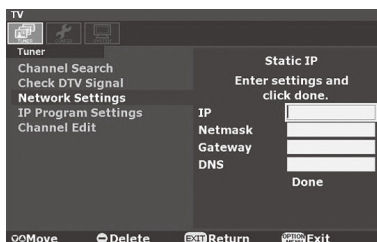
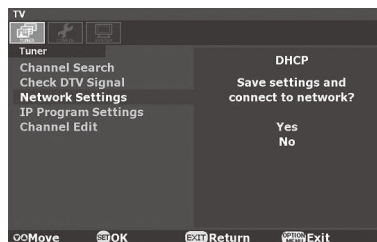
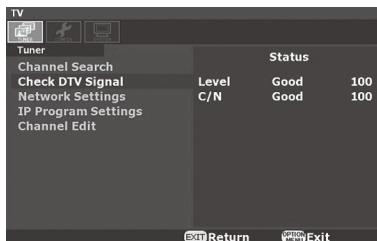
1. En la página del menú "Sintonizador", presione el botón ▲▼ para seleccionar "Configuración de programa IP" y después presione el botón AJUSTE.
2. Seleccione "Añadir" y presione el botón AJUSTE. A continuación, aparecerán dos submenús.

(1) Unidifusión

Presione el botón ▲▼ para seleccionar "Unidifusión" y después presione el botón AJUSTE. Aparecerán los campos "Núm. de canal" y "Puerto", donde deberá introducir los datos. Después, presione el botón ▼ para seleccionar "Añadir" y el botón AJUSTE para aplicar los ajustes.

(2) Multidifusión

Presione el botón ▲▼ para seleccionar "Multidifusión" y después presione el botón AJUSTE. Aparecerán los campos "Núm. de canal", "Dirección IP" y "Puerto", donde deberá introducir los datos. Después, presione el botón ▼ para seleccionar "Añadir" y el botón AJUSTE para aplicar los ajustes.



Borrar

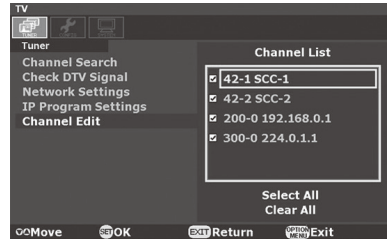
1. Seleccione la opción "Borrar" del paso 2 anterior y presione el botón AJUSTE.
2. Introduzca el número del canal en "Núm. de canal" para eliminar el programa del canal IP. Después, presione el botón ▼ para seleccionar "Borrar" y el botón AJUSTE para aplicar los ajustes.

Modificación de canales

Esta función le permite seleccionar los canales de la memoria que se sintonizarán al utilizar los botones CH+ o CH-.

1. En la página del menú "Sintonizador", presione el botón ▲ ▼ para seleccionar "Modificación de canales" y después presione el botón AJUSTE para visualizar la lista de canales memorizados. Presione el botón AJUSTE nuevamente para introducir la lista de canales.
2. Utilice el botón ▲ ▼ para seleccionar cada canal de la lista. Si se presiona el botón AJUSTE sobre un canal seleccionado, este se eliminará de la lista (se omitirá), mientras que si se presiona sobre un canal no seleccionado, se agregará a la memoria.

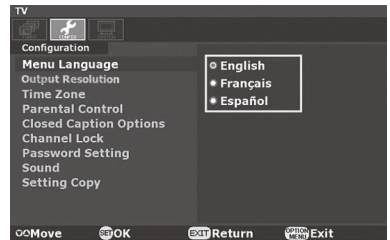
NOTA: La configuración de la dirección IP se muestra al lado de los canales en la lista de canales IP.



Idioma del menú

Esta función selecciona el idioma del menú OSD.

1. En la página del menú "Configuración", presione el botón ▲ ▼ para seleccionar "Idioma del menú" y a continuación el botón AJUSTE.
2. Presione el botón ▲ ▼ para seleccionar el idioma del menú OSD y a continuación el botón AJUSTE para aceptar.



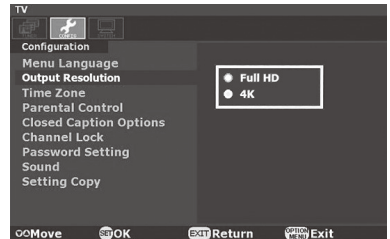
Resolución de salida

Esta función selecciona la resolución de salida de este producto.

1. En la página del menú "Configuración", presione el botón ▲ ▼ para seleccionar "Resolución de salida" y a continuación el botón AJUSTE.
2. Presione ▲ ▼ para seleccionar el horario de verano y presione el botón AJUSTE.
3. Seleccione "Mantener esta resolución" y presione el botón AJUSTE para cambiar la resolución de salida. Seleccione "Volver a la resolución anterior" y presione el botón AJUSTE para no cambiar la resolución de salida.

NOTA: La pantalla de confirmación se mostrará durante 15 segundos.

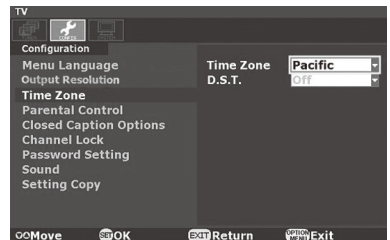
NOTA: Para inicializar la resolución de salida mediante la pantalla OSD, consulte Solución de problemas (página 16).



Zona horaria

Esta función selecciona la zona horaria y los ajustes del horario de verano.

1. En la página del menú "Configuración", presione el botón ▲ ▼ para seleccionar "Zona horaria" y presione el botón AJUSTE.
2. Presione ▲ ▼ para resaltar "Zona horaria" y presione el botón AJUSTE.
3. Presione ▲ ▼ para seleccionar "Zona horaria" y presione el botón AJUSTE.
4. Presione ▲ ▼ para resaltar "Horario de verano" y presione el botón AJUSTE.
5. Presione ▲ ▼ para seleccionar "Horario de verano" y presione el botón AJUSTE.



Control parental

Los padres pueden bloquear cierto tipo de programación según su clasificación y contenido.

NOTA: Esta función está protegida con contraseña.

1. En la página del menú “Configuración”, seleccione “Control parental” y presione el botón AJUSTE.
2. Introduzca su contraseña. La contraseña predeterminada es “0000”. Después, seleccione “Aceptar” y presione el botón AJUSTE. Aparecerán tres submenús.
 - (1) Sistema de clasificación de TV de EE. UU. (U.S. TV Rating)
 - (2) MPAA
 - (3) Tabla de clasificación por región (RRT)

NOTA: RRT representa la función descargable de la Tabla de clasificación por región.

3. Seleccione “Clasificación de TV de EE. UU.”, “MPAA” o “RRT” y presione el botón AJUSTE. A continuación, aparecerá el sistema de clasificación de TV de EE. UU., el sistema de la MPAA o la Tabla de clasificación por región.
4. Presione los botones ▲▼ +- y el botón AJUSTE para activar las restricciones correspondientes.

NOTA: Si se bloquea un tipo de programación, la de clasificación más alta se bloqueará automáticamente, si bien esta última se puede desbloquear sin necesidad de desbloquear el resto.

Opciones de los subtítulos

Esta función selecciona las opciones de los subtítulos, el tamaño, la fuente, el color de fuente, el color de fondo, la opacidad de la fuente, la opacidad del fondo, el color de contorno y el tipo de contorno.

1. En la página del menú “Configuración”, presione el botón ▲▼ para seleccionar “Opciones de los subtítulos” y, a continuación, el botón AJUSTE.

NOTA: Cuando se selecciona “Valor predeterminado” para el estilo, se utilizan los ajustes predeterminados para toda la selección.

2. Presione ▲▼ para resaltar la opción deseada y presione el botón AJUSTE.
3. Presione ▲▼ para seleccionar la selección deseada y presione el botón AJUSTE.

Bloqueo de canales

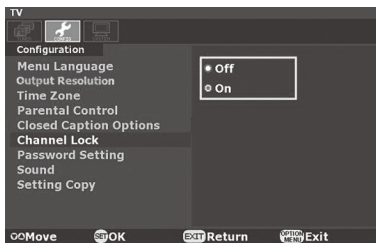
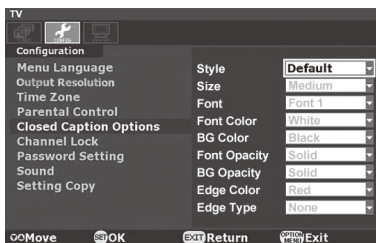
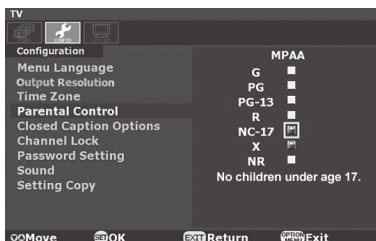
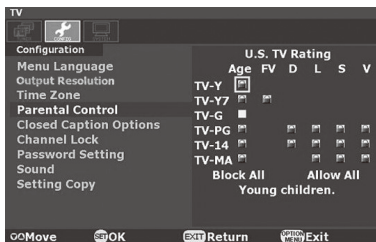
La función de bloqueo de canales controla la visualización de los canales.

Cuando el bloqueo de canales esté activado, el canal visualizado quedará fijo hasta que se desbloquee por medio de una contraseña.

NOTA: Esta función está protegida con contraseña.

cuando la función de bloqueo de canales está activada, no se puede utilizar la búsqueda de canales.

1. En la página del menú “Configuración”, presione el botón ▲ ▼ para seleccionar “Bloqueo de canales” y después presione el botón AJUSTE.
2. Introduzca su contraseña. Después, seleccione “Aceptar” y presione el botón AJUSTE. La contraseña predeterminada es “0000”.
3. Seleccione “Activado” o “Desactivado” y presione el botón AJUSTE.



Configuración de contraseña

La contraseña controla el acceso a la función "Control parental", "Bloqueo de canales" y "Restablecer".

Por lo tanto, asegúrese de registrar o memorizar la contraseña nueva.

La contraseña predeterminada es "0000".

1. En la página del menú "Configuración", presione el botón ▲ ▼ para seleccionar "Configuración de contraseña" y después presione el botón AJUSTE.
2. Introduzca su contraseña en el teclado numérico del mando a distancia. Después, seleccione "Aceptar" y presione el botón AJUSTE.
3. Complete los campos "Nueva contraseña" y "Confirmar contraseña" con el teclado numérico. A continuación, seleccione "Cambiar" y presione el botón AJUSTE para cambiar la contraseña.

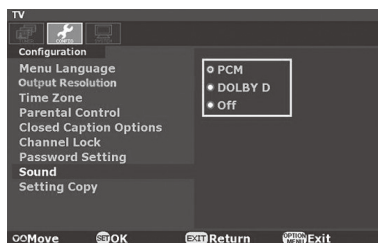
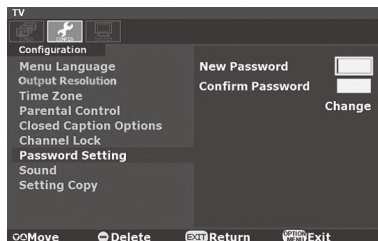
Sonido

Esta función selecciona el formato de salida S/PDIF.

1. En la página del menú "Configuración", presione el botón ▲ ▼ para seleccionar "Sonido" y a continuación el botón AJUSTE.
2. Presione ▲ ▼ para seleccionar el formato de salida S/PDIF y presione el botón AJUSTE.

NOTA: Cuando se selecciona "Desactivar", la salida S/PDIF se silencia.

NOTA: El audio solo está disponible en formato digital.



Copia de configuración

Esta función exporta o importa las opciones de configuración de este producto a través de un dispositivo flash USB.

Estas opciones de configuración son: Canales memorizados, Configuración de red, Configuración de programa IP, Modificación de canales, Resolución de salida, Idioma del menú, Zona horaria, Control parental, Opciones de subtítulos, Bloqueo de canales, Configuración de contraseña, Sonido y OSD de información.

NOTA: Esta función está protegida con contraseña.

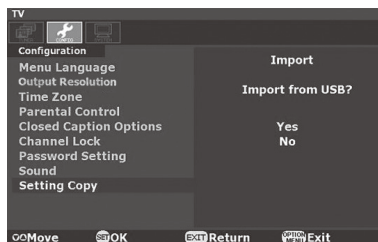
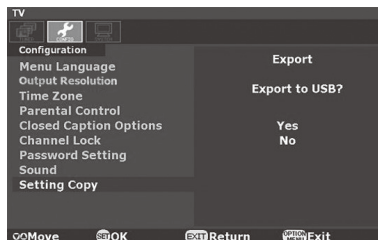
Exportar

1. Inserte su dispositivo flash USB en el puerto USB de este producto.
2. En la página del menú "Configuración", presione el botón ▲ ▼ para seleccionar "Copia de configuración" y después presione el botón AJUSTE.
3. Introduzca su contraseña. Después, seleccione "Aceptar" y presione el botón AJUSTE. La contraseña predeterminada es "0000".
4. Seleccione "Exportar" y presione el botón AJUSTE.
5. Seleccione "Si" y presione el botón AJUSTE. A continuación, la configuración del producto se exportará a su dispositivo flash USB.
6. Cuando se haya completado la exportación correctamente, se mostrará el mensaje "Exportación correcta".

NOTA: Si apareciera algún mensaje de error, proceda de acuerdo con el contenido del mensaje.

Importar

1. Inserte su dispositivo flash USB con los datos de configuración del producto en el puerto USB de este producto.
2. En la página del menú "Configuración", presione el botón ▲ ▼ para seleccionar "Copia de configuración" y después presione el botón AJUSTE.
3. Introduzca su contraseña. Después, seleccione "Aceptar" y presione el botón AJUSTE. La contraseña predeterminada es "0000".



4. Seleccione "Importar" y presione el botón AJUSTE.
5. Seleccione "Sí" y presione el botón AJUSTE. Los datos de configuración exportados se importarán desde su dispositivo flash USB.
6. Cuando se haya completado la importación correctamente, se mostrará el mensaje "Importación correcta".

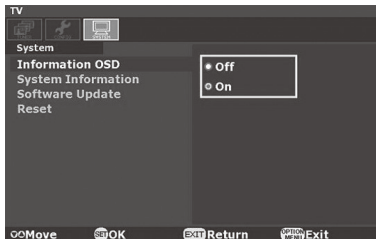
NOTA: Si apareciera algún mensaje de error, proceda de acuerdo con el contenido del mensaje.

NOTA: Cuando se selecciona "IP estática" en "Configuración de red", la dirección IP, la máscara de red, la puerta de red y la configuración DNS presentan los valores de la configuración copiada, así que deberá cambiar esta configuración a los valores adecuados tras la importación.

OSD de información

El OSD de información muestra el canal, la fuente de la señal, la resolución y (si están disponibles) los datos de la programación en pantalla con cada cambio de canal.

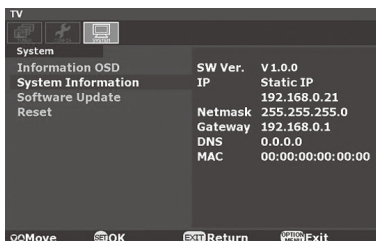
1. En la página del menú "Sistema", presione el botón ▲▼ para seleccionar "OSD de información" y después presione el botón AJUSTE.
2. Presione el botón ▲▼ para seleccionar "Activado" o "Desactivado" y presione el botón AJUSTE.



Información del sistema

Esta función muestra la versión de software y la configuración de red.

1. En la página del menú "Sistema", presione el botón ▲▼ para seleccionar "Información del sistema".
2. Presione el botón AJUSTE. Se mostrará entonces la información del sistema.



Actualización del software

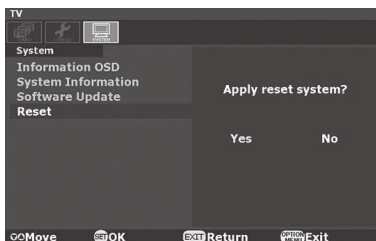
Esta función solo se utiliza para servicio.

Restablecimiento

Esta función restablece todos los valores predeterminados de los ajustes de visualización en pantalla (OSD). La contraseña también vuelve a su valor predeterminado.

NOTA: Esta función está protegida con contraseña.

1. En la página del menú "Sistema", presione el botón ▲▼ para seleccionar "Restablecer" y a continuación presione el botón AJUSTE.
2. Introduzca su contraseña. Después, seleccione "Aceptar" y presione el botón AJUSTE. La contraseña predeterminada es "0000".
3. Seleccione "Sí" y presione el botón AJUSTE para restablecer todos los valores predeterminados.



Control del módulo vía control LAN

Este producto se puede controlar mediante un ordenador personal conectado vía puerto Ethernet.

NOTA: el control LAN no puede controlar el monitor LCD.

1. Conexión

En primer lugar, apague el monitor LCD y el ordenador y a continuación conecte el cable LAN.

NOTA: Utilice un cable LAN de categoría 5e o superior.

2. Configuración de red

Configure la dirección IP del producto en la opción "Configuración de red" del menú OSD.

NOTA: Consulte la sección "Controles OSD" - "Configuración de red" de este manual para configurar la dirección IP.

3. Funcionamiento

- 1) Una vez obtenido el acceso a la función del servidor HTTP al iniciar el explorador en el ordenador a través de la red conectada al producto, introduzca la dirección URL.

http://<dirección IP del producto>

Ejemplo: Si la dirección IP del producto es "192.168.0.1", la URL será **http://192.168.0.1**

- 2) Haga clic en el botón del panel de control del ordenador para ejecutar la función o la configuración.

NOTA: Consulte esta función en la sección "Funcionamiento básico" de este manual.

Ejemplo 1: Configuración directa del canal

Al hacer clic en los botones numéricos [1],[2],[3],[4],[ENT] el canal cambiará a "123-4".

Ejemplo 2: Lectura del canal actual

Al hacer clic en el botón [CANAL ACTUAL] se mostrará el número del canal actual en el área de visualización.



Solución de problemas


<<Importante>>

Para que se muestren imágenes después de encender el producto, hay que esperar alrededor de un minuto.

No utilice el mando a distancia y espere a que finalice la inicialización.

NOTA: Cuando use el producto, configure el ajuste OPTION POWER de la pantalla en APAG.

Para obtener información sobre las operaciones de la pantalla, consulte el manual de la pantalla.

Problema	Solución
No hay imagen pero se visualiza un mensaje.	<ul style="list-style-type: none"> • Asegúrese de realizar una búsqueda de canales antes de ver un programa de TV. • Compruebe que la antena o el cable estén conectados correctamente.
Sin imagen	<ul style="list-style-type: none"> • Asegúrese de que la entrada de vídeo está configurada en "OPCIÓN". • Compruebe que el producto se haya instalado correctamente. Aléjelo de la pantalla si fuera necesario. • Compruebe que la configuración de la resolución de salida sea la adecuada para su pantalla. Para inicializar de manera forzada la resolución de salida, consulte "Métodos para inicializar la resolución de salida" en la página siguiente. • Presione el botón CH+ y CH- en el mando a distancia para cambiar los canales. • Cambie a otra señal de entrada una vez, a continuación, presione el botón OPTION en el mando a distancia de nuevo. • Presione el botón POWER para apagar la pantalla y vuelva a encenderla. • La pantalla podría entrar en espera automáticamente mientras se inicia el producto. Presione el botón de encendido del mando a distancia o presione de nuevo el botón de encendido/apagado de la pantalla. También compruebe el ajuste de AHORRO DE ENERGÍA (HABILITAR/DESHABILITAR o AJUSTE DE TIEMPO) de la pantalla.
Sin sonido	<ul style="list-style-type: none"> • Compruebe que el cable del altavoz de la pantalla está conectado correctamente. • Compruebe si el modo de silencio está activado. • Compruebe si el volumen está al mínimo. • Asegúrese de que la entrada de audio está configurada en "OPCIÓN". • Compruebe el interruptor del altavoz interno/externo de la pantalla. • Compruebe que el valor AUDIO de la pantalla del menú de OPCIÓN DE CONFIGURACIÓN está configurado en "DIGITAL". • Presione el botón MTS en el mando a distancia para comprobar el idioma seleccionado.
No se emite sonido desde la salida S/P DIF	<ul style="list-style-type: none"> • Compruebe que el cable óptico está conectado correctamente. • Compruebe que el formato de salida de audio (PCM/DOLBY D) para el ajuste de "Sonido" sea el adecuado para su sistema de audio digital. • Compruebe que la configuración del formato de salida de audio no está en "Desactivado".
No todos los canales están disponibles después de realizar la búsqueda automática.	<ul style="list-style-type: none"> • Realice una búsqueda automática para detectar el resto de los canales. Una vez que el sintonizador capte la señal, todos los parámetros de transmisión quedarán almacenados automáticamente en la memoria del sintonizador.
No se visualizan los subtítulos en el mismo idioma	<ul style="list-style-type: none"> • Asegúrese de que el canal que está viendo sea compatible con los subtítulos en el mismo idioma. • Presione el botón  del mando a distancia para comprobar la salida de datos de subtítulos en el mismo idioma.
IPTV no funciona	<ul style="list-style-type: none"> • Compruebe que el cable LAN esté conectado correctamente. • Compruebe que tanto la configuración de red del producto como la de su sistema sea la correcta. • Compruebe que los dispositivos, concentradores y cables que se conecten a la red sean adecuados.
El mando a distancia no funciona	<ul style="list-style-type: none"> • Asegúrese de que las pilas se hayan colocado correctamente. • Pruebe las pilas para determinar la carga/vida útil restante. • Asegúrese de apuntar el mando directamente hacia el sensor de la pantalla. • Compruebe si el mando está en el modo ID remoto. • Es posible que el mando a distancia no funcione si se lo expone a la luz solar directa o si se produce una iluminación intensa sobre el sensor del mando de la pantalla.
No se reconoce el dispositivo flash USB	<ul style="list-style-type: none"> • Compruebe que el dispositivo flash USB está conectado correctamente. • Compruebe que el dispositivo flash USB cumple los requisitos. (Consulte Requisitos del dispositivo flash USB en la página 18).

Métodos para inicializar la resolución de salida

Método 1

1. Pulse el botón OPTION del mando a distancia para cambiar la señal de entrada de la pantalla al sintonizador.
2. Pulse el botón DISPLAY del mando a distancia 10 veces. A continuación, la resolución de salida se cambiará a Full HD y se mostrará la pantalla de confirmación para cambiar la resolución de salida.
3. Seleccione "Mantener esta resolución" y presione el botón AJUSTE.

Método 2

1. Prepare un dispositivo flash USB y cree un archivo "ResetOutputResolution" en la carpeta raíz.

NOTA: Solo se reconoce el nombre de archivo "ResetOutputResolution" (no se distingue entre mayúsculas y minúsculas) sin la extensión del archivo.

2. Apague la pantalla e inserte el dispositivo flash USB al puerto USB de este producto.
3. Encienda la pantalla.

Especificaciones

TV digital	Sistema	ATSC/Clear QAM
	Frecuencia de recepción	ATSC: 57 - 803 MHz, Clear QAM: 57 - 861 MHz
	Cobertura de canales	ATSC: 2 - 69 canales, Clear QAM: 1 - 135 canales
	Modulación	ATSC: 8-VSB, Clear QAM: 64/256 QAM
	Ancho de banda	6 MHz
	Códec de vídeo	MPEG-2 MP@HL
	Códec de audio	Dolby Digital
IPTV	Tipo de transmisión	Unidifusión, multidifusión
	Protocolo de red	Ethernet IEEE 802.3, IPv4, TCP/IP UDP/IP, HTTP, DNS Client, DHCP Client
	Protocolo de transmisión	RTP
	Protocolo de multidifusión	IGMP v2/v3
	Códec de vídeo	
	HEVC (H.265)	MP@L5.0, perfil 10 principal @L5.0
	MPEG-4/AVC (H.264)	MP@L4.0, HP@L4.2
	MPEG-2	MP@ML, MP@HL
	WMV	MP@HL
	Códec de audio	
	MPEG-1	Layer I, Layer II, Layer III (MP3) 2.0
	MPEG-4	AAC-LC, HE-AAC
	Dolby	Dolby Digital, Dolby Digital Plus
WMA	WMA 9	
Interfaz	Entrada de antena	Conector tipo F
	Salida de audio	Conector óptico S/PDIF para audio digital
	Ethernet	RJ-45 (Ethernet de 10/100/1000 Mbps)
	USB	USB 2.0 de tipo A Actualización del firmware y copia de configuración Requisitos del dispositivo flash USB <ul style="list-style-type: none"> • Capacidad: de 512 MB hasta 16 GB • Sistema de archivos: FAT, FAT32 • Tamaño de la unidad de asignación: de 2 KB hasta 64 KB
Idioma en pantalla		Inglés/ Francés/ Español
Suministro eléctrico		+16 VDC (desde la interfaz de ranura opcional)
Consumo de energía		7,0 W
Condiciones de funcionamiento	Temperatura	0 - 40 grados
	Humedad	de 10 a 80% (sin condensación)
Condiciones de almacenamiento	Temperatura	-10 - 60 grados
	Humedad	de 10 a 90% (sin condensación)
Dimensiones	Neto	180,0 mm (An.) x 30,0 mm (Al.) x 119,0 mm (Pr.)
	Bruto	261,0 mm (An.) x 83,5 mm (Al.) x 196,0 mm (Pr.)
Peso	Neto	0,6 kg
	Bruto	0,9 kg
Normativa y pautas reglamentarias		FCC: Class B, BETS-7
Accesorios		Manual del usuario
Método de control		Mando a distancia de la pantalla/Mando Ethernet
Garantía limitada		Tres años por defectos de piezas y mano de obra

Garantía limitada

NEC Display Solutions of America, Inc. (en adelante “NEC DISPLAY SOLUTIONS”) garantiza que este producto estará libre de defectos en materiales y fabricación y, sujeto a las condiciones que se establecen a continuación, se compromete a reparar o reemplazar (a exclusivo criterio de NEC DISPLAY SOLUTIONS) cualquier parte de la unidad adjunta que se pruebe defectuosa durante un período de tres (3) años desde la fecha de la primera compra del consumidor. Las piezas de repuesto tienen una garantía de (90) días. Las piezas de repuesto o la unidad pueden ser nuevas o reutilizadas y cumplirán con las especificaciones de las partes originales o de la unidad. Esta garantía le da derechos legales específicos, y puede que tenga otros posibles que varían dependiendo del estado. Esta garantía se limita al comprador original del Producto y no es transferible.

Esta garantía solo cubre componentes suministrados por NEC DISPLAY SOLUTIONS. El servicio requerido como resultado de componentes de terceros no está cubierto por esta garantía. Para que esta garantía lo cubra, el producto debe haber sido comprado en EE. UU. o Canadá por el comprador original. Esta garantía solo cubre la distribución del producto en EE. UU. o Canadá por NEC DISPLAY SOLUTIONS. No se proporciona servicio de garantía fuera de los EE.UU. o Canadá. NEC DISPLAY SOLUTIONS requerirá un justificante de compra como prueba de la fecha de compra. La prueba de compra debe ser un recibo de compra original o el recibo que contiene el nombre y dirección del vendedor, el comprador y el número de serie del producto.

El envío de producto será su obligación, así como el gasto de enviarlo, pagar el franqueo o entregarlo al distribuidor autorizado donde lo compró o en otro centro autorizado por NEC DISPLAY SOLUTIONS para prestar los servicios que se indican a continuación, ya sea en el envoltorio original o en un paquete similar que proporcione el mismo grado de protección. Todos los productos devueltos a NEC DISPLAY SOLUTIONS para obtener servicio técnico deberán contar con la aprobación previa, la cual puede obtenerse llamando al 1-800-632-4662. El Producto no debe haber sido previamente modificado, reparado o sometido a mantenimiento por un centro de servicio diferente al autorizado por NEC DISPLAY SOLUTIONS para facilitar dicho servicio. El número de serie del producto no debe haber sido modificado ni retirado. Con el fin de que lo cubra esta garantía, el producto habrá sido objeto de visualización de imágenes fijas durante largos periodos de tiempo que resulten en persistencia de la imagen (efectos fantasma), accidentes, mal uso o abuso, o uso contrario a las instrucciones contenidas en el manual del usuario. Tales condiciones anularán esta garantía.

NEC DISPLAY SOLUTIONS NO SERÁ RESPONSABLE POR DAÑOS DIRECTOS, INDIRECTOS, INCIDENTALES, CONSECUENTES, O CUALQUIER OTRO TIPO DE DAÑOS CAUSADOS POR EL USO DE CUALQUIER PRODUCTO DE NEC DISPLAY SOLUTIONS QUE NO SEA BAJO LA RESPONSABILIDAD INDICADA. ESTAS GARANTÍAS REEMPLAZAN A CUALQUIER OTRA GARANTÍA EXPRESA O IMPLÍCITA, Y ENTRE OTRAS, LAS GARANTÍAS DE COMERCIALIZACIÓN O IDONEIDAD PARA UN PROPÓSITO PARTICULAR. ALGUNOS ESTADOS NO PERMITEN LA EXCLUSIÓN DE GARANTÍAS IMPLÍCITAS O LA LIMITACIÓN O EXCLUSIÓN DE RESPONSABILIDAD DE DAÑOS FORTUITOS O DERIVADOS, POR LO QUE LAS EXCLUSIONES ANTERIORES PUEDE QUE NO SEAN APLICABLES A USTED.

Este producto está garantizado de acuerdo con los términos de esta garantía limitada. Se advierte al consumidor que el rendimiento de este producto se ve afectado por la configuración del sistema, el software, la aplicación, los datos del cliente y el manejo del sistema, entre otros factores. Mientras que en principio los Productos de NEC DISPLAY SOLUTIONS son compatibles con numerosos sistemas, la implementación funcional específica por parte del cliente puede variar. Por lo tanto, el consumidor debe determinar la conveniencia de un Producto para un propósito o aplicación específicos, puesto que no está garantizada por NEC DISPLAY SOLUTIONS.

Para obtener el nombre de su centro autorizado más cercano de NEC Display Solutions of America, Inc., contacte con NEC Display Solutions of America, Inc. en el 1-800-632-4662.

Licencias de software GPL/LGPL utilizadas por el producto

Gracias por adquirir un producto NEC.

1. Software GPL/LGPL

El producto incluye software licenciado conforme a la licencia GNU GPL (licencia pública general) o GNU LGPL (licencia pública general menor).

Publicamos los códigos fuente del software para que pueda obtener, copiar, distribuir y modificarlo licenciado bajo GPL o LGPL.

Para obtener el texto completo de GPL y LGPL, consulte la página License-1 y siguientes.

- No podemos responderle ninguna pregunta en relación con los contenidos de los códigos fuente.
- No hay garantías para el software GPL/LGPL publicado propiamente dicho, hecho que no repercute en las condiciones de las garantías del producto.

[Obtención de los códigos fuente]

Solicite los códigos fuente del siguiente sitio web.

https://form.nec.jp/nec-display/root_en/2755e4/Inquiry.do?fid=2755e4

2. Software de terceros

Este producto incluye software licenciado con las licencias que se indican a continuación.

Para obtener más información sobre los siguientes acuerdos de licencia, consulte cada uno de los documentos. (página License-13 y siguientes)

- Dropbear 2014.63
- PTPd2 2.3.0

GNU GENERAL PUBLIC LICENSE

Version 2, June 1991

Copyright (C) 1989, 1991 Free Software Foundation, Inc.
51 Franklin Street, Fifth Floor, Boston, MA 02110-1301, USA

Everyone is permitted to copy and distribute verbatim copies of this license document, but changing it is not allowed.

Preamble

The licenses for most software are designed to take away your freedom to share and change it. By contrast, the GNU General Public License is intended to guarantee your freedom to share and change free software--to make sure the software is free for all its users. This General Public License applies to most of the Free Software Foundation's software and to any other program whose authors commit to using it. (Some other Free Software Foundation software is covered by the GNU Lesser General Public License instead.) You can apply it to your programs, too.

When we speak of free software, we are referring to freedom, not price. Our General Public Licenses are designed to make sure that you have the freedom to distribute copies of free software (and charge for this service if you wish), that you receive source code or can get it if you want it, that you can change the software or use pieces of it in new free programs; and that you know you can do these things.

To protect your rights, we need to make restrictions that forbid anyone to deny you these rights or to ask you to surrender the rights. These restrictions translate to certain responsibilities for you if you distribute copies of the software, or if you modify it.

For example, if you distribute copies of such a program, whether gratis or for a fee, you must give the recipients all the rights that you have. You must make sure that they, too, receive or can get the source code. And you must show them these terms so they know their rights.

We protect your rights with two steps: (1) copyright the software, and (2) offer you this license which gives you legal permission to copy, distribute and/or modify the software.

Also, for each author's protection and ours, we want to make certain that everyone understands that there is no warranty for this free software. If the software is modified by someone else and passed on, we want its recipients to know that what they have is not the original, so that any problems introduced by others will not reflect on the original authors' reputations.

Finally, any free program is threatened constantly by software patents. We wish to avoid the danger that redistributors of a free program will individually obtain patent licenses, in effect making the program proprietary. To prevent this, we have made it clear that any patent must be licensed for everyone's free use or not licensed at all.

The precise terms and conditions for copying, distribution and modification follow.

TERMS AND CONDITIONS FOR COPYING, DISTRIBUTION AND MODIFICATION

0. This License applies to any program or other work which contains a notice placed by the copyright holder saying it may be distributed under the terms of this General Public License. The "Program", below, refers to any such program or work, and a "work based on the Program" means either the Program or any derivative work under copyright law: that is to say, a work containing the Program or a portion of it, either verbatim or with modifications and/or translated into another language. (Hereinafter, translation is included without limitation in the term "modification".) Each licensee is addressed as "you".

Activities other than copying, distribution and modification are not covered by this License; they are outside its scope. The act of running the Program is not restricted, and the output from the Program is covered only if its contents constitute a work based on the Program (independent of having been made by running the Program). Whether that is true depends on what the Program does.

1. You may copy and distribute verbatim copies of the Program's source code as you receive it, in any medium, provided that you conspicuously and appropriately publish on each copy an appropriate copyright notice and disclaimer of warranty; keep intact all the notices that refer to this License and to the absence of any warranty; and give any other recipients of the Program a copy of this License along with the Program.

You may charge a fee for the physical act of transferring a copy, and you may at your option offer warranty protection in exchange for a fee.

2. You may modify your copy or copies of the Program or any portion of it, thus forming a work based on the Program, and copy and distribute such modifications or work under the terms of Section 1 above, provided that you also meet all of these conditions:

- You must cause the modified files to carry prominent notices stating that you changed the files and the date of any change.
- You must cause any work that you distribute or publish, that in whole or in part contains or is derived from the Program or any part thereof, to be licensed as a whole at no charge to all third parties under the terms of this License.
- If the modified program normally reads commands interactively when run, you must cause it, when started running for such interactive use in the most ordinary way, to print or display an announcement including an appropriate copyright notice and a notice that there is no warranty (or else, saying that you provide a warranty) and that users may redistribute the program under these conditions, and telling the user how to view a copy of this License. (Exception: if the Program itself is interactive but does not normally print such an announcement, your work based on the Program is not required to print an announcement.)

These requirements apply to the modified work as a whole. If identifiable sections of that work are not derived from the Program, and can be reasonably considered independent and separate works in themselves, then this License, and its terms, do not apply to those sections when you distribute them as separate works. But when you distribute the same sections as part of a whole which is a work based on the Program, the distribution of the whole must be on the terms of this License, whose permissions for other licensees extend to the entire whole, and thus to each and every part regardless of who wrote it.

Thus, it is not the intent of this section to claim rights or contest your rights to work written entirely by you; rather, the intent is to exercise the right to control the distribution of derivative or collective works based on the Program.

In addition, mere aggregation of another work not based on the Program with the Program (or with a work based on the Program) on a volume of a storage or distribution medium does not bring the other work under the scope of this License.

3. You may copy and distribute the Program (or a work based on it, under Section 2) in object code or executable form under the terms of Sections 1 and 2 above provided that you also do one of the following:
- Accompany it with the complete corresponding machine-readable source code, which must be distributed under the terms of Sections 1 and 2 above on a medium customarily used for software interchange; or,
 - Accompany it with a written offer, valid for at least three years, to give any third party, for a charge no more than your cost of physically performing source distribution, a complete machine-readable copy of the corresponding source code, to be distributed under the terms of Sections 1 and 2 above on a medium customarily used for software interchange; or,
 - Accompany it with the information you received as to the offer to distribute corresponding source code. (This alternative is allowed only for noncommercial distribution and only if you received the program in object code or executable form with such an offer, in accord with Subsection b above.)

The source code for a work means the preferred form of the work for making modifications to it. For an executable work, complete source code means all the source code for all modules it contains, plus any associated interface definition files, plus the scripts used to control compilation and installation of the executable. However, as a special exception, the source code distributed need not include anything that is normally distributed (in either source or binary form) with the major components (compiler, kernel, and so on) of the operating system on which the executable runs, unless that component itself accompanies the executable.

If distribution of executable or object code is made by offering access to copy from a designated place, then offering equivalent access to copy the source code from the same place counts as distribution of the source code, even though third parties are not compelled to copy the source along with the object code.

4. You may not copy, modify, sublicense, or distribute the Program except as expressly provided under this License. Any attempt otherwise to copy, modify, sublicense or distribute the Program is void, and will automatically terminate your rights under this License. However, parties who have received copies, or rights, from you under this License will not have their licenses terminated so long as such parties remain in full compliance.
5. You are not required to accept this License, since you have not signed it. However, nothing else grants you permission to modify or distribute the Program or its derivative works. These actions are prohibited by law if you do not accept this License. Therefore, by modifying or distributing the Program (or any work based on the Program), you indicate your acceptance of this License to do so, and all its terms and conditions for copying, distributing or modifying the Program or works based on it.
6. Each time you redistribute the Program (or any work based on the Program), the recipient automatically receives a license from the original licensor to copy, modify, sublicense or distribute the Program subject to these terms and conditions. You may not impose any further restrictions on the recipients' exercise of the rights granted herein. You are not responsible for enforcing compliance by third parties to this License.
7. If, as a consequence of a court judgment or allegation of patent infringement or for any other reason (not limited to patent issues), conditions are imposed on you (whether by court order, agreement or otherwise) that contradict the conditions of this License, they do not excuse you from the conditions of this License. If you cannot distribute so as to satisfy simultaneously your obligations under this License and any other pertinent obligations, then as a consequence you may not distribute the Program at all. For example, if a patent license would not permit royalty-free redistribution of the Program by all those who receive copies directly or indirectly through you, then the only way you could satisfy both it and this License would be to refrain entirely from distribution of the Program.

If any portion of this section is held invalid or unenforceable under any particular circumstance, the balance of the section is intended to apply and the section as a whole is intended to apply in other circumstances.

It is not the purpose of this section to induce you to infringe any patents or other property right claims or to contest validity of any such claims; this section has the sole purpose of protecting the integrity of the free software distribution system, which is implemented by public license practices. Many people have made generous contributions to the wide range of software distributed through that system in reliance on consistent application of that system; it is up to the author/donor to decide if he or she is willing to distribute software through any other system and a licensee cannot impose that choice.

This section is intended to make thoroughly clear what is believed to be a consequence of the rest of this License.

8. If the distribution and/or use of the Program is restricted in certain countries either by patents or by copyrighted interfaces, the original copyright holder who places the Program under this License may add an explicit geographical distribution limitation excluding those countries, so that distribution is permitted only in or among countries not thus excluded. In such case, this License incorporates the limitation as if written in the body of this License.
9. The Free Software Foundation may publish revised and/or new versions of the General Public License from time to time. Such new versions will be similar in spirit to the present version, but may differ in detail to address new problems or concerns.

Each version is given a distinguishing version number. If the Program specifies a version number of this License which applies to it and "any later version", you have the option of following the terms and conditions either of that version or of any later version published by the Free Software Foundation. If the Program does not specify a version number of this License, you may choose any version ever published by the Free Software Foundation.

10. If you wish to incorporate parts of the Program into other free programs whose distribution conditions are different, write to the author to ask for permission. For software which is copyrighted by the Free Software Foundation, write to the Free Software Foundation; we sometimes make exceptions for this. Our decision will be guided by the two goals of preserving the free status of all derivatives of our free software and of promoting the sharing and reuse of software generally.

NO WARRANTY

11. BECAUSE THE PROGRAM IS LICENSED FREE OF CHARGE, THERE IS NO WARRANTY FOR THE PROGRAM, TO THE EXTENT PERMITTED BY APPLICABLE LAW. EXCEPT WHEN OTHERWISE STATED IN WRITING THE COPYRIGHT HOLDERS AND/OR OTHER PARTIES PROVIDE THE PROGRAM "AS IS" WITHOUT WARRANTY OF ANY KIND, EITHER EXPRESSED OR IMPLIED, INCLUDING, BUT NOT LIMITED TO, THE IMPLIED WARRANTIES OF MERCHANTABILITY AND FITNESS FOR A PARTICULAR PURPOSE. THE ENTIRE RISK AS TO THE QUALITY AND PERFORMANCE OF THE PROGRAM IS WITH YOU. SHOULD THE PROGRAM PROVE DEFECTIVE, YOU ASSUME THE COST OF ALL NECESSARY SERVICING, REPAIR OR CORRECTION.

12. IN NO EVENT UNLESS REQUIRED BY APPLICABLE LAW OR AGREED TO IN WRITING WILL ANY COPYRIGHT HOLDER, OR ANY OTHER PARTY WHO MAY MODIFY AND/OR REDISTRIBUTE THE PROGRAM AS PERMITTED ABOVE, BE LIABLE TO YOU FOR DAMAGES, INCLUDING ANY GENERAL, SPECIAL, INCIDENTAL OR CONSEQUENTIAL DAMAGES ARISING OUT OF THE USE OR INABILITY TO USE THE PROGRAM (INCLUDING BUT NOT LIMITED TO LOSS OF DATA OR DATA BEING RENDERED INACCURATE OR LOSSES SUSTAINED BY YOU OR THIRD PARTIES OR A FAILURE OF THE PROGRAM TO OPERATE WITH ANY OTHER PROGRAMS), EVEN IF SUCH HOLDER OR OTHER PARTY HAS BEEN ADVISED OF THE POSSIBILITY OF SUCH DAMAGES.

END OF TERMS AND CONDITIONS

How to Apply These Terms to Your New Programs

If you develop a new program, and you want it to be of the greatest possible use to the public, the best way to achieve this is to make it free software which everyone can redistribute and change under these terms.

To do so, attach the following notices to the program. It is safest to attach them to the start of each source file to most effectively convey the exclusion of warranty; and each file should have at least the "copyright" line and a pointer to where the full notice is found.

one line to give the program's name and an idea of what it does.

Copyright (C) yyyy name of author

This program is free software; you can redistribute it and/or modify it under the terms of the GNU General Public License as published by the Free Software Foundation; either version 2 of the License, or (at your option) any later version.

This program is distributed in the hope that it will be useful, but WITHOUT ANY WARRANTY; without even the implied warranty of MERCHANTABILITY or FITNESS FOR A PARTICULAR PURPOSE. See the GNU General Public License for more details.

You should have received a copy of the GNU General Public License along with this program; if not, write to the Free Software Foundation, Inc., 51 Franklin Street, Fifth Floor, Boston, MA 02110-1301, USA.

Also add information on how to contact you by electronic and paper mail.

If the program is interactive, make it output a short notice like this when it starts in an interactive mode:

Gnomovision version 69, Copyright (C) year name of author

Gnomovision comes with ABSOLUTELY NO WARRANTY; for details type `show w'. This is free software, and you are welcome to redistribute it under certain conditions; type `show c' for details.

The hypothetical commands `show w' and `show c' should show the appropriate parts of the General Public License. Of course, the commands you use may be called something other than `show w' and `show c'; they could even be mouse-clicks or menu items--whatever suits your program.

You should also get your employer (if you work as a programmer) or your school, if any, to sign a "copyright disclaimer" for the program, if necessary. Here is a sample; alter the names:

Yoyodyne, Inc., hereby disclaims all copyright interest in the program `Gnomovision' (which makes passes at compilers) written by James Hacker.

signature of Ty Coon, 1 April 1989

Ty Coon, President of Vice

This General Public License does not permit incorporating your program into proprietary programs. If your program is a subroutine library, you may consider it more useful to permit linking proprietary applications with the library. If this is what you want to do, use the GNU Lesser General Public License instead of this License.

GNU GENERAL PUBLIC LICENSE

Version 3, 29 June 2007

Copyright © 2007 Free Software Foundation, Inc. <<http://fsf.org/>>

Everyone is permitted to copy and distribute verbatim copies of this license document, but changing it is not allowed.

Preamble

The GNU General Public License is a free, copyleft license for software and other kinds of works.

The licenses for most software and other practical works are designed to take away your freedom to share and change the works. By contrast, the GNU General Public License is intended to guarantee your freedom to share and change all versions of a program--to make sure it remains free software for all its users. We, the Free Software Foundation, use the GNU General Public License for most of our software; it applies also to any other work released this way by its authors. You can apply it to your programs, too.

When we speak of free software, we are referring to freedom, not price. Our General Public Licenses are designed to make sure that you have the freedom to distribute copies of free software (and charge for them if you wish), that you receive source code or can get it if you want it, that you can change the software or use pieces of it in new free programs, and that you know you can do these things.

To protect your rights, we need to prevent others from denying you these rights or asking you to surrender the rights. Therefore, you have certain responsibilities if you distribute copies of the software, or if you modify it: responsibilities to respect the freedom of others.

For example, if you distribute copies of such a program, whether gratis or for a fee, you must pass on to the recipients the same freedoms that you received. You must make sure that they, too, receive or can get the source code. And you must show them these terms so they know their rights.

Developers that use the GNU GPL protect your rights with two steps: (1) assert copyright on the software, and (2) offer you this License giving you legal permission to copy, distribute and/or modify it.

For the developers' and authors' protection, the GPL clearly explains that there is no warranty for this free software. For both users' and authors' sake, the GPL requires that modified versions be marked as changed, so that their problems will not be attributed erroneously to authors of previous versions.

Some devices are designed to deny users access to install or run modified versions of the software inside them, although the manufacturer can do so. This is fundamentally incompatible with the aim of protecting users' freedom to change the software. The systematic pattern of such abuse occurs in the area of products for individuals to use, which is precisely where it is most unacceptable. Therefore, we have designed this version of the GPL to prohibit the practice for those products. If such problems arise substantially in other domains, we stand ready to extend this provision to those domains in future versions of the GPL, as needed to protect the freedom of users.

Finally, every program is threatened constantly by software patents. States should not allow patents to restrict development and use of software on general-purpose computers, but in those that do, we wish to avoid the special danger that patents applied to a free program could make it effectively proprietary. To prevent this, the GPL assures that patents cannot be used to render the program non-free.

The precise terms and conditions for copying, distribution and modification follow.

TERMS AND CONDITIONS

0. Definitions.

"This License" refers to version 3 of the GNU General Public License.

"Copyright" also means copyright-like laws that apply to other kinds of works, such as semiconductor masks.

"The Program" refers to any copyrightable work licensed under this License. Each licensee is addressed as "you". "Licensees" and "recipients" may be individuals or organizations.

To "modify" a work means to copy from or adapt all or part of the work in a fashion requiring copyright permission, other than the making of an exact copy. The resulting work is called a "modified version" of the earlier work or a work "based on" the earlier work.

A "covered work" means either the unmodified Program or a work based on the Program.

To "propagate" a work means to do anything with it that, without permission, would make you directly or secondarily liable for infringement under applicable copyright law, except executing it on a computer or modifying a private copy. Propagation includes copying, distribution (with or without modification), making available to the public, and in some countries other activities as well.

To "convey" a work means any kind of propagation that enables other parties to make or receive copies. Mere interaction with a user through a computer network, with no transfer of a copy, is not conveying.

An interactive user interface displays "Appropriate Legal Notices" to the extent that it includes a convenient and prominently visible feature that (1) displays an appropriate copyright notice, and (2) tells the user that there is no warranty for the work (except to the extent that warranties are provided), that licensees may convey the work under this License, and how to view a copy of this License. If the interface presents a list of user commands or options, such as a menu, a prominent item in the list meets this criterion.

1. Source Code.

The "source code" for a work means the preferred form of the work for making modifications to it. "Object code" means any non-source form of a work.

A "Standard Interface" means an interface that either is an official standard defined by a recognized standards body, or, in the case of interfaces specified for a particular programming language, one that is widely used among developers working in that language.

The "System Libraries" of an executable work include anything, other than the work as a whole, that (a) is included in the normal form of packaging a Major Component, but which is not part of that Major Component, and (b) serves only to enable use of the work with that Major Component, or to implement a Standard Interface for which an implementation is available to the public in source code form. A "Major Component", in this context, means a major essential component (kernel, window system, and so on) of the specific operating system (if any) on which the executable work runs, or a compiler used to produce the work, or an object code interpreter used to run it.

The "Corresponding Source" for a work in object code form means all the source code needed to generate, install, and (for an executable work) run the object code and to modify the work, including scripts to control those activities. However, it does not include the work's System Libraries, or general-purpose tools or generally available free programs which are used unmodified in performing those activities but which are not part of the work. For example, Corresponding Source includes interface definition files associated with source files for the work, and the source code for shared libraries and dynamically linked subprograms that the work is specifically designed to require, such as by intimate data communication or control flow between those subprograms and other parts of the work.

The Corresponding Source need not include anything that users can regenerate automatically from other parts of the Corresponding Source.

The Corresponding Source for a work in source code form is that same work.

2. Basic Permissions.

All rights granted under this License are granted for the term of copyright on the Program, and are irrevocable provided the stated conditions are met. This License explicitly affirms your unlimited permission to run the unmodified Program. The output from running a covered work is covered by this License only if the output, given its content, constitutes a covered work. This License acknowledges your rights of fair use or other equivalent, as provided by copyright law.

You may make, run and propagate covered works that you do not convey, without conditions so long as your license otherwise remains in force. You may convey covered works to others for the sole purpose of having them make modifications exclusively for you, or provide you with facilities for running those works, provided that you comply with the terms of this License in conveying all material for which you do not control copyright. Those thus making or running the covered works for you must do so exclusively on your behalf, under your direction and control, on terms that prohibit them from making any copies of your copyrighted material outside their relationship with you.

Conveying under any other circumstances is permitted solely under the conditions stated below. Sublicensing is not allowed; section 10 makes it unnecessary.

3. Protecting Users' Legal Rights From Anti-Circumvention Law.

No covered work shall be deemed part of an effective technological measure under any applicable law fulfilling obligations under article 11 of the WIPO copyright treaty adopted on 20 December 1996, or similar laws prohibiting or restricting circumvention of such measures.

When you convey a covered work, you waive any legal power to forbid circumvention of technological measures to the extent such circumvention is effected by exercising rights under this License with respect to the covered work, and you disclaim any intention to limit operation or modification of the work as a means of enforcing, against the work's users, your or third parties' legal rights to forbid circumvention of technological measures.

4. Conveying Verbatim Copies.

You may convey verbatim copies of the Program's source code as you receive it, in any medium, provided that you conspicuously and appropriately publish on each copy an appropriate copyright notice; keep intact all notices stating that this License and any non-permissive terms added in accord with section 7 apply to the code; keep intact all notices of the absence of any warranty; and give all recipients a copy of this License along with the Program.

You may charge any price or no price for each copy that you convey, and you may offer support or warranty protection for a fee.

5. Conveying Modified Source Versions.

You may convey a work based on the Program, or the modifications to produce it from the Program, in the form of source code under the terms of section 4, provided that you also meet all of these conditions:

- * a) The work must carry prominent notices stating that you modified it, and giving a relevant date.
- * b) The work must carry prominent notices stating that it is released under this License and any conditions added under section 7. This requirement modifies the requirement in section 4 to "keep intact all notices".
- * c) You must license the entire work, as a whole, under this License to anyone who comes into possession of a copy. This License will therefore apply, along with any applicable section 7 additional terms, to the whole of the work, and all its parts, regardless of how they are packaged. This License gives no permission to license the work in any other way, but it does not invalidate such permission if you have separately received it.
- * d) If the work has interactive user interfaces, each must display Appropriate Legal Notices; however, if the Program has interactive interfaces that do not display Appropriate Legal Notices, your work need not make them do so.

A compilation of a covered work with other separate and independent works, which are not by their nature extensions of the covered work, and which are not combined with it such as to form a larger program, in or on a volume of a storage or distribution medium, is called an "aggregate" if the compilation and its resulting copyright are not used to limit the access or legal rights of the compilation's users beyond what the individual works permit. Inclusion of a covered work in an aggregate does not cause this License to apply to the other parts of the aggregate.

6. Conveying Non-Source Forms.

You may convey a covered work in object code form under the terms of sections 4 and 5, provided that you also convey the machine-readable Corresponding Source under the terms of this License, in one of these ways:

- * a) Convey the object code in, or embodied in, a physical product (including a physical distribution medium), accompanied by the Corresponding Source fixed on a durable physical medium customarily used for software interchange.
- * b) Convey the object code in, or embodied in, a physical product (including a physical distribution medium), accompanied by a written offer, valid for at least three years and valid for as long as you offer spare parts or customer support for that product model, to give anyone who possesses the object code either (1) a copy of the Corresponding Source for all the software in the product that is covered by this License, on a durable physical medium customarily used for software interchange, for a price no more than your reasonable cost of physically performing this conveying of source, or (2) access to copy the Corresponding Source from a network server at no charge.

- * c) Convey individual copies of the object code with a copy of the written offer to provide the Corresponding Source. This alternative is allowed only occasionally and noncommercially, and only if you received the object code with such an offer, in accord with subsection 6b.
- * d) Convey the object code by offering access from a designated place (gratis or for a charge), and offer equivalent access to the Corresponding Source in the same way through the same place at no further charge. You need not require recipients to copy the Corresponding Source along with the object code. If the place to copy the object code is a network server, the Corresponding Source may be on a different server (operated by you or a third party) that supports equivalent copying facilities, provided you maintain clear directions next to the object code saying where to find the Corresponding Source. Regardless of what server hosts the Corresponding Source, you remain obligated to ensure that it is available for as long as needed to satisfy these requirements.
- * e) Convey the object code using peer-to-peer transmission, provided you inform other peers where the object code and Corresponding Source of the work are being offered to the general public at no charge under subsection 6d.

A separable portion of the object code, whose source code is excluded from the Corresponding Source as a System Library, need not be included in conveying the object code work.

A "User Product" is either (1) a "consumer product", which means any tangible personal property which is normally used for personal, family, or household purposes, or (2) anything designed or sold for incorporation into a dwelling. In determining whether a product is a consumer product, doubtful cases shall be resolved in favor of coverage. For a particular product received by a particular user, "normally used" refers to a typical or common use of that class of product, regardless of the status of the particular user or of the way in which the particular user actually uses, or expects or is expected to use, the product. A product is a consumer product regardless of whether the product has substantial commercial, industrial or non-consumer uses, unless such uses represent the only significant mode of use of the product.

"Installation Information" for a User Product means any methods, procedures, authorization keys, or other information required to install and execute modified versions of a covered work in that User Product from a modified version of its Corresponding Source. The information must suffice to ensure that the continued functioning of the modified object code is in no case prevented or interfered with solely because modification has been made.

If you convey an object code work under this section in, or with, or specifically for use in, a User Product, and the conveying occurs as part of a transaction in which the right of possession and use of the User Product is transferred to the recipient in perpetuity or for a fixed term (regardless of how the transaction is characterized), the Corresponding Source conveyed under this section must be accompanied by the Installation Information. But this requirement does not apply if neither you nor any third party retains the ability to install modified object code on the User Product (for example, the work has been installed in ROM).

The requirement to provide Installation Information does not include a requirement to continue to provide support service, warranty, or updates for a work that has been modified or installed by the recipient, or for the User Product in which it has been modified or installed. Access to a network may be denied when the modification itself materially and adversely affects the operation of the network or violates the rules and protocols for communication across the network.

Corresponding Source conveyed, and Installation Information provided, in accord with this section must be in a format that is publicly documented (and with an implementation available to the public in source code form), and must require no special password or key for unpacking, reading or copying.

7. Additional Terms.

"Additional permissions" are terms that supplement the terms of this License by making exceptions from one or more of its conditions. Additional permissions that are applicable to the entire Program shall be treated as though they were included in this License, to the extent that they are valid under applicable law. If additional permissions apply only to part of the Program, that part may be used separately under those permissions, but the entire Program remains governed by this License without regard to the additional permissions.

When you convey a copy of a covered work, you may at your option remove any additional permissions from that copy, or from any part of it. (Additional permissions may be written to require their own removal in certain cases when you modify the work.) You may place additional permissions on material, added by you to a covered work, for which you have or can give appropriate copyright permission.

Notwithstanding any other provision of this License, for material you add to a covered work, you may (if authorized by the copyright holders of that material) supplement the terms of this License with terms:

- * a) Disclaiming warranty or limiting liability differently from the terms of sections 15 and 16 of this License; or
- * b) Requiring preservation of specified reasonable legal notices or author attributions in that material or in the Appropriate Legal Notices displayed by works containing it; or
- * c) Prohibiting misrepresentation of the origin of that material, or requiring that modified versions of such material be marked in reasonable ways as different from the original version; or
- * d) Limiting the use for publicity purposes of names of licensors or authors of the material; or
- * e) Declining to grant rights under trademark law for use of some trade names, trademarks, or service marks; or
- * f) Requiring indemnification of licensors and authors of that material by anyone who conveys the material (or modified versions of it) with contractual assumptions of liability to the recipient, for any liability that these contractual assumptions directly impose on those licensors and authors.

All other non-permissive additional terms are considered "further restrictions" within the meaning of section 10. If the Program as you received it, or any part of it, contains a notice stating that it is governed by this License along with a term that is a further restriction, you may remove that term. If a license document contains a further restriction but permits relicensing or conveying under this License, you may add to a covered work material governed by the terms of that license document, provided that the further restriction does not survive such relicensing or conveying.

If you add terms to a covered work in accord with this section, you must place, in the relevant source files, a statement of the additional terms that apply to those files, or a notice indicating where to find the applicable terms.

Additional terms, permissive or non-permissive, may be stated in the form of a separately written license, or stated as exceptions; the above requirements apply either way.

8. Termination.

You may not propagate or modify a covered work except as expressly provided under this License. Any attempt otherwise to propagate or modify it is void, and will automatically terminate your rights under this License (including any patent licenses granted under the third paragraph of section 11).

However, if you cease all violation of this License, then your license from a particular copyright holder is reinstated (a) provisionally, unless and until the copyright holder explicitly and finally terminates your license, and (b) permanently, if the copyright holder fails to notify you of the violation by some reasonable means prior to 60 days after the cessation.

Moreover, your license from a particular copyright holder is reinstated permanently if the copyright holder notifies you of the violation by some reasonable means, this is the first time you have received notice of violation of this License (for any work) from that copyright holder, and you cure the violation prior to 30 days after your receipt of the notice.

Termination of your rights under this section does not terminate the licenses of parties who have received copies or rights from you under this License. If your rights have been terminated and not permanently reinstated, you do not qualify to receive new licenses for the same material under section 10.

9. Acceptance Not Required for Having Copies.

You are not required to accept this License in order to receive or run a copy of the Program. Ancillary propagation of a covered work occurring solely as a consequence of using peer-to-peer transmission to receive a copy likewise does not require acceptance. However, nothing other than this License grants you permission to propagate or modify any covered work. These actions infringe copyright if you do not accept this License. Therefore, by modifying or propagating a covered work, you indicate your acceptance of this License to do so.

10. Automatic Licensing of Downstream Recipients.

Each time you convey a covered work, the recipient automatically receives a license from the original licensors, to run, modify and propagate that work, subject to this License. You are not responsible for enforcing compliance by third parties with this License.

An "entity transaction" is a transaction transferring control of an organization, or substantially all assets of one, or subdividing an organization, or merging organizations. If propagation of a covered work results from an entity transaction, each party to that transaction who receives a copy of the work also receives whatever licenses to the work the party's predecessor in interest had or could give under the previous paragraph, plus a right to possession of the Corresponding Source of the work from the predecessor in interest, if the predecessor has it or can get it with reasonable efforts.

You may not impose any further restrictions on the exercise of the rights granted or affirmed under this License. For example, you may not impose a license fee, royalty, or other charge for exercise of rights granted under this License, and you may not initiate litigation (including a cross-claim or counterclaim in a lawsuit) alleging that any patent claim is infringed by making, using, selling, offering for sale, or importing the Program or any portion of it.

11. Patents.

A "contributor" is a copyright holder who authorizes use under this License of the Program or a work on which the Program is based. The work thus licensed is called the contributor's "contributor version".

A contributor's "essential patent claims" are all patent claims owned or controlled by the contributor, whether already acquired or hereafter acquired, that would be infringed by some manner, permitted by this License, of making, using, or selling its contributor version, but do not include claims that would be infringed only as a consequence of further modification of the contributor version. For purposes of this definition, "control" includes the right to grant patent sublicenses in a manner consistent with the requirements of this License.

Each contributor grants you a non-exclusive, worldwide, royalty-free patent license under the contributor's essential patent claims, to make, use, sell, offer for sale, import and otherwise run, modify and propagate the contents of its contributor version.

In the following three paragraphs, a "patent license" is any express agreement or commitment, however denominated, not to enforce a patent (such as an express permission to practice a patent or covenant not to sue for patent infringement). To "grant" such a patent license to a party means to make such an agreement or commitment not to enforce a patent against the party.

If you convey a covered work, knowingly relying on a patent license, and the Corresponding Source of the work is not available for anyone to copy, free of charge and under the terms of this License, through a publicly available network server or other readily accessible means, then you must either (1) cause the Corresponding Source to be so available, or (2) arrange to deprive yourself of the benefit of the patent license for this particular work, or (3) arrange, in a manner consistent with the requirements of this License, to extend the patent license to downstream recipients. "Knowingly relying" means you have actual knowledge that, but for the patent license, your conveying the covered work in a country, or your recipient's use of the covered work in a country, would infringe one or more identifiable patents in that country that you have reason to believe are valid.

If, pursuant to or in connection with a single transaction or arrangement, you convey, or propagate by procuring conveyance of, a covered work, and grant a patent license to some of the parties receiving the covered work authorizing them to use, propagate, modify or convey a specific copy of the covered work, then the patent license you grant is automatically extended to all recipients of the covered work and works based on it.

A patent license is "discriminatory" if it does not include within the scope of its coverage, prohibits the exercise of, or is conditioned on the non-exercise of one or more of the rights that are specifically granted under this License. You may not convey a covered work if you are a party to an arrangement with a third party that is in the business of distributing software, under which you make payment to the third party based on the extent of your activity of conveying the work, and under which the third party grants, to any of the parties who would receive the covered work from you, a discriminatory patent license (a) in connection with copies of the covered work conveyed by you (or copies made from those copies), or (b) primarily for and in connection with specific products or compilations that contain the covered work, unless you entered into that arrangement, or that patent license was granted, prior to 28 March 2007.

Nothing in this License shall be construed as excluding or limiting any implied license or other defenses to infringement that may otherwise be available to you under applicable patent law.

12. No Surrender of Others' Freedom.

If conditions are imposed on you (whether by court order, agreement or otherwise) that contradict the conditions of this License, they do not excuse you from the conditions of this License. If you cannot convey a covered work so as to satisfy simultaneously your obligations under this License and any other pertinent obligations, then as a consequence you may not convey it at all. For example, if you agree to terms that obligate you to collect a royalty for further conveying from those to whom you convey the Program, the only way you could satisfy both those terms and this License would be to refrain entirely from conveying the Program.

13. Use with the GNU Affero General Public License.

Notwithstanding any other provision of this License, you have permission to link or combine any covered work with a work licensed under version 3 of the GNU Affero General Public License into a single combined work, and to convey the resulting work. The terms of this License will continue to apply to the part which is the covered work, but the special requirements of the GNU Affero General Public License, section 13, concerning interaction through a network will apply to the combination as such.

14. Revised Versions of this License.

The Free Software Foundation may publish revised and/or new versions of the GNU General Public License from time to time. Such new versions will be similar in spirit to the present version, but may differ in detail to address new problems or concerns.

Each version is given a distinguishing version number. If the Program specifies that a certain numbered version of the GNU General Public License "or any later version" applies to it, you have the option of following the terms and conditions either of that numbered version or of any later version published by the Free Software Foundation. If the Program does not specify a version number of the GNU General Public License, you may choose any version ever published by the Free Software Foundation.

If the Program specifies that a proxy can decide which future versions of the GNU General Public License can be used, that proxy's public statement of acceptance of a version permanently authorizes you to choose that version for the Program.

Later license versions may give you additional or different permissions. However, no additional obligations are imposed on any author or copyright holder as a result of your choosing to follow a later version.

15. Disclaimer of Warranty.

THESE IS NO WARRANTY FOR THE PROGRAM, TO THE EXTENT PERMITTED BY APPLICABLE LAW. EXCEPT WHEN OTHERWISE STATED IN WRITING THE COPYRIGHT HOLDERS AND/OR OTHER PARTIES PROVIDE THE PROGRAM "AS IS" WITHOUT WARRANTY OF ANY KIND, EITHER EXPRESSED OR IMPLIED, INCLUDING, BUT NOT LIMITED TO, THE IMPLIED WARRANTIES OF MERCHANTABILITY AND FITNESS FOR A PARTICULAR PURPOSE. THE ENTIRE RISK AS TO THE QUALITY AND PERFORMANCE OF THE PROGRAM IS WITH YOU. SHOULD THE PROGRAM PROVE DEFECTIVE, YOU ASSUME THE COST OF ALL NECESSARY SERVICING, REPAIR OR CORRECTION.

16. Limitation of Liability.

IN NO EVENT UNLESS REQUIRED BY APPLICABLE LAW OR AGREED TO IN WRITING WILL ANY COPYRIGHT HOLDER, OR ANY OTHER PARTY WHO MODIFIES AND/OR CONVEYS THE PROGRAM AS PERMITTED ABOVE, BE LIABLE TO YOU FOR DAMAGES, INCLUDING ANY GENERAL, SPECIAL, INCIDENTAL OR CONSEQUENTIAL DAMAGES ARISING OUT OF THE USE OR INABILITY TO USE THE PROGRAM (INCLUDING BUT NOT LIMITED TO LOSS OF DATA OR DATA BEING RENDERED INACCURATE OR LOSSES SUSTAINED BY YOU OR THIRD PARTIES OR A FAILURE OF THE PROGRAM TO OPERATE WITH ANY OTHER PROGRAMS), EVEN IF SUCH HOLDER OR OTHER PARTY HAS BEEN ADVISED OF THE POSSIBILITY OF SUCH DAMAGES.

17. Interpretation of Sections 15 and 16.

If the disclaimer of warranty and limitation of liability provided above cannot be given local legal effect according to their terms, reviewing courts shall apply local law that most closely approximates an absolute waiver of all civil liability in connection with the Program, unless a warranty or assumption of liability accompanies a copy of the Program in return for a fee.

END OF TERMS AND CONDITIONS

How to Apply These Terms to Your New Programs

If you develop a new program, and you want it to be of the greatest possible use to the public, the best way to achieve this is to make it free software which everyone can redistribute and change under these terms.

To do so, attach the following notices to the program. It is safest to attach them to the start of each source file to most effectively state the exclusion of warranty; and each file should have at least the "copyright" line and a pointer to where the full notice is found.

<one line to give the program's name and a brief idea of what it does.>

Copyright (C) <year> <name of author>

This program is free software: you can redistribute it and/or modify it under the terms of the GNU General Public License as published by the Free Software Foundation, either version 3 of the License, or (at your option) any later version.

This program is distributed in the hope that it will be useful, but WITHOUT ANY WARRANTY; without even the implied warranty of MERCHANTABILITY or FITNESS FOR A PARTICULAR PURPOSE. See the GNU General Public License for more details.

You should have received a copy of the GNU General Public License along with this program. If not, see <<http://www.gnu.org/licenses/>>.

Also add information on how to contact you by electronic and paper mail.

If the program does terminal interaction, make it output a short notice like this when it starts in an interactive mode:

<program> Copyright (C) <year> <name of author>

This program comes with ABSOLUTELY NO WARRANTY; for details type 'show w'.

This is free software, and you are welcome to redistribute it under certain conditions; type 'show c' for details.

The hypothetical commands 'show w' and 'show c' should show the appropriate parts of the General Public License. Of course, your program's commands might be different; for a GUI interface, you would use an "about box".

You should also get your employer (if you work as a programmer) or school, if any, to sign a "copyright disclaimer" for the program, if necessary. For more information on this, and how to apply and follow the GNU GPL, see <<http://www.gnu.org/licenses/>>.

The GNU General Public License does not permit incorporating your program into proprietary programs. If your program is a subroutine library, you may consider it more useful to permit linking proprietary applications with the library. If this is what you want to do, use the GNU Lesser General Public License instead of this License. But first, please read <<http://www.gnu.org/philosophy/why-not-lgpl.html>>.

GNU LESSER GENERAL PUBLIC LICENSE

Version 2.1, February 1999

Copyright (C) 1991, 1999 Free Software Foundation, Inc.
51 Franklin Street, Fifth Floor, Boston, MA 02110-1301 USA

Everyone is permitted to copy and distribute verbatim copies of this license document, but changing it is not allowed.

[This is the first released version of the Lesser GPL. It also counts as the successor of the GNU Library Public License, version 2, hence the version number 2.1.]

Preamble

The licenses for most software are designed to take away your freedom to share and change it. By contrast, the GNU General Public Licenses are intended to guarantee your freedom to share and change free software--to make sure the software is free for all its users.

This license, the Lesser General Public License, applies to some specially designated software packages--typically libraries--of the Free Software Foundation and other authors who decide to use it. You can use it too, but we suggest you first think carefully about whether this license or the ordinary General Public License is the better strategy to use in any particular case, based on the explanations below.

When we speak of free software, we are referring to freedom of use, not price. Our General Public Licenses are designed to make sure that you have the freedom to distribute copies of free software (and charge for this service if you wish); that you receive source code or can get it if you want it; that you can change the software and use pieces of it in new free programs; and that you are informed that you can do these things.

To protect your rights, we need to make restrictions that forbid distributors to deny you these rights or to ask you to surrender these rights. These restrictions translate to certain responsibilities for you if you distribute copies of the library or if you modify it.

For example, if you distribute copies of the library, whether gratis or for a fee, you must give the recipients all the rights that we gave you. You must make sure that they, too, receive or can get the source code. If you link other code with the library, you must provide complete object files to the recipients, so that they can relink them with the library after making changes to the library and recompiling it. And you must show them these terms so they know their rights.

We protect your rights with a two-step method: (1) we copyright the library, and (2) we offer you this license, which gives you legal permission to copy, distribute and/or modify the library.

To protect each distributor, we want to make it very clear that there is no warranty for the free library. Also, if the library is modified by someone else and passed on, the recipients should know that what they have is not the original version, so that the original author's reputation will not be affected by problems that might be introduced by others.

Finally, software patents pose a constant threat to the existence of any free program. We wish to make sure that a company cannot effectively restrict the users of a free program by obtaining a restrictive license from a patent holder. Therefore, we insist that any patent license obtained for a version of the library must be consistent with the full freedom of use specified in this license.

Most GNU software, including some libraries, is covered by the ordinary GNU General Public License. This license, the GNU Lesser General Public License, applies to certain designated libraries, and is quite different from the ordinary General Public License. We use this license for certain libraries in order to permit linking those libraries into non-free programs.

When a program is linked with a library, whether statically or using a shared library, the combination of the two is legally speaking a combined work, a derivative of the original library. The ordinary General Public License therefore permits such linking only if the entire combination fits its criteria of freedom. The Lesser General Public License permits more lax criteria for linking other code with the library.

We call this license the "Lesser" General Public License because it does Less to protect the user's freedom than the ordinary General Public License. It also provides other free software developers Less of an advantage over competing non-free programs. These disadvantages are the reason we use the ordinary General Public License for many libraries. However, the Lesser license provides advantages in certain special circumstances.

For example, on rare occasions, there may be a special need to encourage the widest possible use of a certain library, so that it becomes a de-facto standard. To achieve this, non-free programs must be allowed to use the library. A more frequent case is that a free library does the same job as widely used non-free libraries. In this case, there is little to gain by limiting the free library to free software only, so we use the Lesser General Public License.

In other cases, permission to use a particular library in non-free programs enables a greater number of people to use a large body of free software. For example, permission to use the GNU C Library in non-free programs enables many more people to use the whole GNU operating system, as well as its variant, the GNU/Linux operating system.

Although the Lesser General Public License is Less protective of the users' freedom, it does ensure that the user of a program that is linked with the Library has the freedom and the wherewithal to run that program using a modified version of the Library.

The precise terms and conditions for copying, distribution and modification follow. Pay close attention to the difference between a "work based on the library" and a "work that uses the library". The former contains code derived from the library, whereas the latter must be combined with the library in order to run.

TERMS AND CONDITIONS FOR COPYING, DISTRIBUTION AND MODIFICATION

0. This License Agreement applies to any software library or other program which contains a notice placed by the copyright holder or other authorized party saying it may be distributed under the terms of this Lesser General Public License (also called "this License"). Each licensee is addressed as "you".

A "library" means a collection of software functions and/or data prepared so as to be conveniently linked with application programs (which use some of those functions and data) to form executables.

The "Library", below, refers to any such software library or work which has been distributed under these terms. A "work based on the Library" means either the Library or any derivative work under copyright law: that is to say, a work containing the Library or a portion of it, either verbatim or with modifications and/or translated straightforwardly into another language. (Hereinafter, translation is included without limitation in the term "modification".)

"Source code" for a work means the preferred form of the work for making modifications to it. For a library, complete source code means all the source code for all modules it contains, plus any associated interface definition files, plus the scripts used to control compilation and installation of the library.

Activities other than copying, distribution and modification are not covered by this License; they are outside its scope. The act of running a program using the Library is not restricted, and output from such a program is covered only if its contents constitute a work based on the Library (independent of the use of the Library in a tool for writing it). Whether that is true depends on what the Library does and what the program that uses the Library does.

1. You may copy and distribute verbatim copies of the Library's complete source code as you receive it, in any medium, provided that you conspicuously and appropriately publish on each copy an appropriate copyright notice and disclaimer of warranty; keep intact all the notices that refer to this License and to the absence of any warranty; and distribute a copy of this License along with the Library.

You may charge a fee for the physical act of transferring a copy, and you may at your option offer warranty protection in exchange for a fee.

2. You may modify your copy or copies of the Library or any portion of it, thus forming a work based on the Library, and copy and distribute such modifications or work under the terms of Section 1 above, provided that you also meet all of these conditions:

- a) The modified work must itself be a software library.
- b) You must cause the files modified to carry prominent notices stating that you changed the files and the date of any change.
- c) You must cause the whole of the work to be licensed at no charge to all third parties under the terms of this License.
- d) If a facility in the modified Library refers to a function or a table of data to be supplied by an application program that uses the facility, other than as an argument passed when the facility is invoked, then you must make a good faith effort to ensure that, in the event an application does not supply such function or table, the facility still operates, and performs whatever part of its purpose remains meaningful.

(For example, a function in a library to compute square roots has a purpose that is entirely well-defined independent of the application. Therefore, Subsection 2d requires that any application-supplied function or table used by this function must be optional: if the application does not supply it, the square root function must still compute square roots.)

These requirements apply to the modified work as a whole. If identifiable sections of that work are not derived from the Library, and can be reasonably considered independent and separate works in themselves, then this License, and its terms, do not apply to those sections when you distribute them as separate works. But when you distribute the same sections as part of a whole which is a work based on the Library, the distribution of the whole must be on the terms of this License, whose permissions for other licensees extend to the entire whole, and thus to each and every part regardless of who wrote it.

Thus, it is not the intent of this section to claim rights or contest your rights to work written entirely by you; rather, the intent is to exercise the right to control the distribution of derivative or collective works based on the Library.

In addition, mere aggregation of another work not based on the Library with the Library (or with a work based on the Library) on a volume of a storage or distribution medium does not bring the other work under the scope of this License.

3. You may opt to apply the terms of the ordinary GNU General Public License instead of this License to a given copy of the Library. To do this, you must alter all the notices that refer to this License, so that they refer to the ordinary GNU General Public License, version 2, instead of to this License. (If a newer version than version 2 of the ordinary GNU General Public License has appeared, then you can specify that version instead if you wish.) Do not make any other change in these notices.

Once this change is made in a given copy, it is irreversible for that copy, so the ordinary GNU General Public License applies to all subsequent copies and derivative works made from that copy.

This option is useful when you wish to copy part of the code of the Library into a program that is not a library.

4. You may copy and distribute the Library (or a portion or derivative of it, under Section 2) in object code or executable form under the terms of Sections 1 and 2 above provided that you accompany it with the complete corresponding machine-readable source code, which must be distributed under the terms of Sections 1 and 2 above on a medium customarily used for software interchange.

If distribution of object code is made by offering access to copy from a designated place, then offering equivalent access to copy the source code from the same place satisfies the requirement to distribute the source code, even though third parties are not compelled to copy the source along with the object code.

5. A program that contains no derivative of any portion of the Library, but is designed to work with the Library by being compiled or linked with it, is called a "work that uses the Library". Such a work, in isolation, is not a derivative work of the Library, and therefore falls outside the scope of this License.

However, linking a "work that uses the Library" with the Library creates an executable that is a derivative of the Library (because it contains portions of the Library), rather than a "work that uses the library". The executable is therefore covered by this License. Section 6 states terms for distribution of such executables.

When a "work that uses the Library" uses material from a header file that is part of the Library, the object code for the work may be a derivative work of the Library even though the source code is not. Whether this is true is especially significant if the work can be linked without the Library, or if the work is itself a library. The threshold for this to be true is not precisely defined by law.

If such an object file uses only numerical parameters, data structure layouts and accessors, and small macros and small inline functions (ten lines or less in length), then the use of the object file is unrestricted, regardless of whether it is legally a derivative work. (Executables containing this object code plus portions of the Library will still fall under Section 6.)

Otherwise, if the work is a derivative of the Library, you may distribute the object code for the work under the terms of Section 6. Any executables containing that work also fall under Section 6, whether or not they are linked directly with the Library itself.

6. As an exception to the Sections above, you may also combine or link a "work that uses the Library" with the Library to produce a work containing portions of the Library, and distribute that work under terms of your choice, provided that the terms permit modification of the work for the customer's own use and reverse engineering for debugging such modifications.

You must give prominent notice with each copy of the work that the Library is used in it and that the Library and its use are covered by this License. You must supply a copy of this License. If the work during execution displays copyright notices, you must include the copyright notice for the Library among them, as well as a reference directing the user to the copy of this License. Also, you must do one of these things:

- a) Accompany the work with the complete corresponding machine-readable source code for the Library including whatever changes were used in the work (which must be distributed under Sections 1 and 2 above); and, if the work is an executable linked with the Library, with the complete machine-readable "work that uses the Library", as object code and/or source code, so that the user can modify the Library and then relink to produce a modified executable containing the modified Library. (It is understood that the user who changes the contents of definitions files in the Library will not necessarily be able to recompile the application to use the modified definitions.)
- b) Use a suitable shared library mechanism for linking with the Library. A suitable mechanism is one that (1) uses at run time a copy of the library already present on the user's computer system, rather than copying library functions into the executable, and (2) will operate properly with a modified version of the library, if the user installs one, as long as the modified version is interface-compatible with the version that the work was made with.
- c) Accompany the work with a written offer, valid for at least three years, to give the same user the materials specified in Subsection 6a, above, for a charge no more than the cost of performing this distribution.
- d) If distribution of the work is made by offering access to copy from a designated place, offer equivalent access to copy the above specified materials from the same place.
- e) Verify that the user has already received a copy of these materials or that you have already sent this user a copy.

For an executable, the required form of the "work that uses the Library" must include any data and utility programs needed for reproducing the executable from it. However, as a special exception, the materials to be distributed need not include anything that is normally distributed (in either source or binary form) with the major components (compiler, kernel, and so on) of the operating system on which the executable runs, unless that component itself accompanies the executable.

It may happen that this requirement contradicts the license restrictions of other proprietary libraries that do not normally accompany the operating system. Such a contradiction means you cannot use both them and the Library together in an executable that you distribute.

7. You may place library facilities that are a work based on the Library side-by-side in a single library together with other library facilities not covered by this License, and distribute such a combined library, provided that the separate distribution of the work based on the Library and of the other library facilities is otherwise permitted, and provided that you do these two things:

- a) Accompany the combined library with a copy of the same work based on the Library, uncombined with any other library facilities. This must be distributed under the terms of the Sections above.
- b) Give prominent notice with the combined library of the fact that part of it is a work based on the Library, and explaining where to find the accompanying uncombined form of the same work.

8. You may not copy, modify, sublicense, link with, or distribute the Library except as expressly provided under this License. Any attempt otherwise to copy, modify, sublicense, link with, or distribute the Library is void, and will automatically terminate your rights under this License. However, parties who have received copies, or rights, from you under this License will not have their licenses terminated so long as such parties remain in full compliance.

9. You are not required to accept this License, since you have not signed it. However, nothing else grants you permission to modify or distribute the Library or its derivative works. These actions are prohibited by law if you do not accept this License. Therefore, by modifying or distributing the Library (or any work based on the Library), you indicate your acceptance of this License to do so, and all its terms and conditions for copying, distributing or modifying the Library or works based on it.

10. Each time you redistribute the Library (or any work based on the Library), the recipient automatically receives a license from the original licensor to copy, distribute, link with or modify the Library subject to these terms and conditions. You may not impose any further restrictions on the recipients' exercise of the rights granted herein. You are not responsible for enforcing compliance by third parties with this License.

11. If, as a consequence of a court judgment or allegation of patent infringement or for any other reason (not limited to patent issues), conditions are imposed on you (whether by court order, agreement or otherwise) that contradict the conditions of this License, they do not excuse you from the conditions of this License. If you cannot distribute so as to satisfy simultaneously your obligations under this License and any other pertinent obligations, then as a consequence you may not distribute the Library at all. For example, if a patent license would not permit royalty-free redistribution of the Library by all those who receive copies directly or indirectly through you, then the only way you could satisfy both it and this License would be to refrain entirely from distribution of the Library.

If any portion of this section is held invalid or unenforceable under any particular circumstance, the balance of the section is intended to apply, and the section as a whole is intended to apply in other circumstances.

It is not the purpose of this section to induce you to infringe any patents or other property right claims or to contest validity of any such claims; this section has the sole purpose of protecting the integrity of the free software distribution system which is implemented by public license practices. Many people have made generous contributions to the wide range of software distributed through that system in reliance on consistent application of that system; it is up to the author/donor to decide if he or she is willing to distribute software through any other system and a licensee cannot impose that choice.

This section is intended to make thoroughly clear what is believed to be a consequence of the rest of this License.

12. If the distribution and/or use of the Library is restricted in certain countries either by patents or by copyrighted interfaces, the original copyright holder who places the Library under this License may add an explicit geographical distribution limitation excluding those countries, so that distribution is permitted only in or among countries not thus excluded. In such case, this License incorporates the limitation as if written in the body of this License.

13. The Free Software Foundation may publish revised and/or new versions of the Lesser General Public License from time to time. Such new versions will be similar in spirit to the present version, but may differ in detail to address new problems or concerns.

Each version is given a distinguishing version number. If the Library specifies a version number of this License which applies to it and "any later version", you have the option of following the terms and conditions either of that version or of any later version published by the Free Software Foundation. If the Library does not specify a license version number, you may choose any version ever published by the Free Software Foundation.

14. If you wish to incorporate parts of the Library into other free programs whose distribution conditions are incompatible with these, write to the author to ask for permission. For software which is copyrighted by the Free Software Foundation, write to the Free Software Foundation; we sometimes make exceptions for this. Our decision will be guided by the two goals of preserving the free status of all derivatives of our free software and of promoting the sharing and reuse of software generally.

NO WARRANTY

15. BECAUSE THE LIBRARY IS LICENSED FREE OF CHARGE, THERE IS NO WARRANTY FOR THE LIBRARY, TO THE EXTENT PERMITTED BY APPLICABLE LAW. EXCEPT WHEN OTHERWISE STATED IN WRITING THE COPYRIGHT HOLDERS AND/OR OTHER PARTIES PROVIDE THE LIBRARY "AS IS" WITHOUT WARRANTY OF ANY KIND, EITHER EXPRESSED OR IMPLIED, INCLUDING, BUT NOT LIMITED TO, THE IMPLIED WARRANTIES OF MERCHANTABILITY AND FITNESS FOR A PARTICULAR PURPOSE. THE ENTIRE RISK AS TO THE QUALITY AND PERFORMANCE OF THE LIBRARY IS WITH YOU. SHOULD THE LIBRARY PROVE DEFECTIVE, YOU ASSUME THE COST OF ALL NECESSARY SERVICING, REPAIR OR CORRECTION.
16. IN NO EVENT UNLESS REQUIRED BY APPLICABLE LAW OR AGREED TO IN WRITING WILL ANY COPYRIGHT HOLDER, OR ANY OTHER PARTY WHO MAY MODIFY AND/OR REDISTRIBUTE THE LIBRARY AS PERMITTED ABOVE, BE LIABLE TO YOU FOR DAMAGES, INCLUDING ANY GENERAL, SPECIAL, INCIDENTAL OR CONSEQUENTIAL DAMAGES ARISING OUT OF THE USE OR INABILITY TO USE THE LIBRARY (INCLUDING BUT NOT LIMITED TO LOSS OF DATA OR DATA BEING RENDERED INACCURATE OR LOSSES SUSTAINED BY YOU OR THIRD PARTIES OR A FAILURE OF THE LIBRARY TO OPERATE WITH ANY OTHER SOFTWARE), EVEN IF SUCH HOLDER OR OTHER PARTY HAS BEEN ADVISED OF THE POSSIBILITY OF SUCH DAMAGES.

END OF TERMS AND CONDITIONS

How to Apply These Terms to Your New Libraries

If you develop a new library, and you want it to be of the greatest possible use to the public, we recommend making it free software that everyone can redistribute and change. You can do so by permitting redistribution under these terms (or, alternatively, under the terms of the ordinary General Public License).

To apply these terms, attach the following notices to the library. It is safest to attach them to the start of each source file to most effectively convey the exclusion of warranty; and each file should have at least the "copyright" line and a pointer to where the full notice is found.

one line to give the library's name and an idea of what it does.

Copyright (C) year name of author

This library is free software; you can redistribute it and/or modify it under the terms of the GNU Lesser General Public License as published by the Free Software Foundation; either version 2.1 of the License, or (at your option) any later version.

This library is distributed in the hope that it will be useful, but WITHOUT ANY WARRANTY; without even the implied warranty of MERCHANTABILITY or FITNESS FOR A PARTICULAR PURPOSE. See the GNU Lesser General Public License for more details.

You should have received a copy of the GNU Lesser General Public

License along with this library; if not, write to the Free Software

Foundation, Inc., 51 Franklin Street, Fifth Floor, Boston, MA 02110-1301 USA

Also add information on how to contact you by electronic and paper mail.

You should also get your employer (if you work as a programmer) or your school, if any, to sign a "copyright disclaimer" for the library, if necessary. Here is a sample; alter the names:

Yoyodyne, Inc., hereby disclaims all copyright interest in the library 'Frob' (a library for tweaking knobs) written by James Random Hacker.

signature of Ty Coon, 1 April 1990

Ty Coon, President of Vice

That's all there is to it!

Dropbear

Dropbear contains a number of components from different sources, hence there are a few licenses and authors involved. All licenses are fairly non-restrictive.

The majority of code is written by Matt Johnston, under the license below. Portions of the client-mode work are (c) 2004 Mihnea Stoenescu, under the same license:

Copyright (c) 2002-2013 Matt Johnston Portions
Copyright (c) 2004 Mihnea Stoenescu. All rights reserved.

Permission is hereby granted, free of charge, to any person obtaining a copy of this software and associated documentation files (the "Software"), to deal in the Software without restriction, including without limitation the rights to use, copy, modify, merge, publish, distribute, sublicense, and/or sell copies of the Software, and to permit persons to whom the Software is furnished to do so, subject to the following conditions: The above copyright notice and this permission notice shall be included in all copies or substantial portions of the Software.

THE SOFTWARE IS PROVIDED "AS IS", WITHOUT WARRANTY OF ANY KIND, EXPRESS OR IMPLIED, INCLUDING BUT NOT LIMITED TO THE WARRANTIES OF MERCHANTABILITY, FITNESS FOR A PARTICULAR PURPOSE AND NONINFRINGEMENT. IN NO EVENT SHALL THE AUTHORS OR COPYRIGHT HOLDERS BE LIABLE FOR ANY CLAIM, DAMAGES OR OTHER LIABILITY, WHETHER IN AN ACTION OF CONTRACT, TORT OR OTHERWISE, ARISING FROM, OUT OF OR IN CONNECTION WITH THE SOFTWARE OR THE USE OR OTHER DEALINGS IN THE SOFTWARE.

LibTomCrypt and LibTomMath are written by Tom St Denis, and are Public Domain.

sshpty.c is taken from OpenSSH 3.5p1, Copyright (c) 1995 Tatu Ylonen , Espoo, Finland All rights reserved " As far as I am concerned, the code I have written for this software can be used freely for any purpose. Any derived versions of this software must be clearly marked as such, and if the derived work is incompatible with the protocol description in the RFC file, it must be called by a name other than "ssh" or "Secure Shell". "

loginrec.c
loginrec.h
atomicio.h atomicio.c and strlcat() (included in util.c) are from OpenSSH 3.6.1p2, and are licensed under the 2 point BSD license.
loginrec is written primarily by Andre Lucas, atomicio.c by Theo de Raadt. strlcat() is (c) Todd C. Miller

Import code in keyimport.c is modified from PuTTY's import.c, licensed as follows:

PuTTY is copyright 1997-2003 Simon Tatham.

Portions copyright Robert de Bath, Joris van Rantwijk, Delian Delchev, Andreas Schultz, Jeroen Massar, Wez Furlong, Nicolas Barry, Justin Bradford, and CORE SDI S.A.

Permission is hereby granted, free of charge, to any person obtaining a copy of this software and associated documentation files (the "Software"), to deal in the Software without restriction, including without limitation the rights to use, copy, modify, merge, publish, distribute, sublicense, and/or sell copies of the Software, and to permit persons to whom the Software is furnished to do so, subject to the following conditions:

The above copyright notice and this permission notice shall be included in all copies or substantial portions of the Software.

THE SOFTWARE IS PROVIDED "AS IS", WITHOUT WARRANTY OF ANY KIND, EXPRESS OR IMPLIED, INCLUDING BUT NOT LIMITED TO THE WARRANTIES OF MERCHANTABILITY, FITNESS FOR A PARTICULAR PURPOSE AND NONINFRINGEMENT. IN NO EVENT SHALL THE COPYRIGHT HOLDERS BE LIABLE FOR ANY CLAIM, DAMAGES OR OTHER LIABILITY, WHETHER IN AN ACTION OF CONTRACT, TORT OR OTHERWISE, ARISING FROM, OUT OF OR IN CONNECTION WITH THE SOFTWARE OR THE USE OR OTHER DEALINGS IN THE SOFTWARE.

curve25519-donna:

/* Copyright 2008, Google Inc. * All rights reserved.

Redistribution and use in source and binary forms, with or without modification, are permitted provided that the following conditions are met:

Redistributions of source code must retain the above copyright notice, this list of conditions and the following disclaimer.

Redistributions in binary form must reproduce the above copyright notice, this list of conditions and the following disclaimer in the documentation and/or other materials provided with the distribution.

Neither the name of Google Inc. nor the names of its contributors may be used to endorse or promote products derived from this software without specific prior written permission.

THIS SOFTWARE IS PROVIDED BY THE COPYRIGHT HOLDERS AND CONTRIBUTORS "AS IS" AND ANY EXPRESS OR IMPLIED WARRANTIES, INCLUDING, BUT NOT LIMITED TO, THE IMPLIED WARRANTIES OF MERCHANTABILITY AND FITNESS FOR A PARTICULAR PURPOSE ARE DISCLAIMED. IN NO EVENT SHALL THE COPYRIGHT OWNER OR CONTRIBUTORS BE LIABLE FOR ANY DIRECT, INDIRECT, INCIDENTAL, SPECIAL, EXEMPLARY, OR CONSEQUENTIAL DAMAGES (INCLUDING, BUT NOT LIMITED TO, PROCUREMENT OF SUBSTITUTE GOODS OR SERVICES; LOSS OF USE, DATA, OR PROFITS; OR BUSINESS INTERRUPTION) HOWEVER CAUSED AND ON ANY THEORY OF LIABILITY, WHETHER IN CONTRACT, STRICT LIABILITY, OR TORT (INCLUDING NEGLIGENCE OR OTHERWISE) ARISING IN ANY WAY OUT OF THE USE OF THIS SOFTWARE, EVEN IF ADVISED OF THE POSSIBILITY OF SUCH DAMAGE.

curve25519-donna: Curve25519 elliptic curve, public key function <http://code.google.com/p/curve25519-donna/>
Adam Langley <agl@imperialviolet.org>

Derived from public domain C code by Daniel J. Bernstein <djb@cr.yp.to>

More information about curve25519 can be found here <http://cr.yp.to/ecdh.html>

djb's sample implementation of curve25519 is written in a special assembly language called qhasm and uses the floating point registers.

This is, almost, a clean room reimplementaion from the curve25519 paper. It uses many of the tricks described therein. Only the crecip function is taken from the sample implementation.

PTPd2

Copyright (c) 2005-2008 Kendall Correll, Aidan Williams. All Rights Reserved.

Redistribution and use in source and binary forms, with or without modification, are permitted provided that the following conditions are met:

1. Redistributions of source code must retain the above copyright notice, this list of conditions and the following disclaimer.
2. Redistributions in binary form must reproduce the above copyright notice, this list of conditions and the following disclaimer in the documentation and/or other materials provided with the distribution.

THIS SOFTWARE IS PROVIDED BY THE AUTHORS "AS IS" AND ANY EXPRESS OR IMPLIED WARRANTIES, INCLUDING, BUT NOT LIMITED TO, THE IMPLIED WARRANTIES OF MERCHANTABILITY AND FITNESS FOR A PARTICULAR PURPOSE ARE DISCLAIMED. IN NO EVENT SHALL THE AUTHORS OR CONTRIBUTORS BE LIABLE FOR ANY DIRECT, INDIRECT, INCIDENTAL, SPECIAL, EXEMPLARY, OR CONSEQUENTIAL DAMAGES (INCLUDING, BUT NOT LIMITED TO, PROCUREMENT OF SUBSTITUTE GOODS OR SERVICES; LOSS OF USE, DATA, OR PROFITS; OR BUSINESS INTERRUPTION) HOWEVER CAUSED AND ON ANY THEORY OF LIABILITY, WHETHER IN CONTRACT, STRICT LIABILITY, OR TORT (INCLUDING NEGLIGENCE OR OTHERWISE) ARISING IN ANY WAY OUT OF THE USE OF THIS SOFTWARE, EVEN IF ADVISED OF THE POSSIBILITY OF SUCH DAMAGE.

NEC